




STATE OF HAWAII  
DEPARTMENT OF EDUCATION  
P.O. BOX 2360  
HONOLULU, HAWAII 96804

OFFICE OF THE SUPERINTENDENT

January 17, 2019

TO: The Honorable Kenneth Uemura  
Chairperson, Finance and Infrastructure Committee

FROM: Dr. Christina M. Kishimoto   
Superintendent

SUBJECT: **Update on Department of Education's Every Student Succeeds Act ("ESSA")  
Per-Pupil Expenditure Reporting**

1. DESCRIPTION

Public school districts across the country are required under the Every Student Succeeds Act (ESSA) to report per-pupil expenditures (PPE) beginning with the 2017-18 Fiscal Year at the school level and the Local Education Agency (LEA) level.

"Each State report card... shall include the following: ...the per-pupil expenditures of Federal, State, and local funds, including actual personnel expenditures and actual nonpersonnel expenditures of Federal, State, and local funds, disaggregated by source of funds, for each local educational agency and each school in the State..." [ESEA Sec. 1111(h)(1)C)(x)]


2. UPDATE

- Office of Fiscal Services (OFS) calculated the PPE for each school and the PPE for the LEA.
- OFS developed an internal DOE intranet site "ESSA Financial Data" which went live on January 2, 2019. The site provides (and included as attachments):
  - Attachment A: One-page Fact Sheet that provides a high level overview and will assist with principal communication to their stakeholders;
  - Attachment B: Expenditure report for each school that supports the school's PPE sorted by Complex Areas; and
  - Attachment C: Detailed expenditure report for the State that supports the LEA PPE.
- OFS held two webinars for DOE leadership, school principals and school staff on January 10, 2019, to provide key information about the ESSA PPE financial reporting.
- After the webinars are completed, the ESSA PPE data will be uploaded to the Hawaii Public Schools website ([www.hawaiipublicschools.org](http://www.hawaiipublicschools.org)) and will also be included with the other ESSA data requirements.

CMK:tk  
Attachments  
c: Accounting Section

EVERY STUDENT SUCCEEDS ACT

# Per-pupil expenditures



Federal education law requires **Local Education Agencies** (the Hawaii DOE) and **schools** to report their per-pupil expenditures (PPE) starting in December 2018 with the 2017-2018 fiscal year.

per-pupil expenditures **PPE**

1. expenditures in the aggregate
2. disaggregated by source of funds — State/Local & Federal

In addition to federal law, HIDOE follows state requirements:

- **Strategic Plan, Goal 3, Objective 3** — Increase efficiency and transparency of instructional and operational supports to promote student learning and help schools while stewarding public education resources.
- **302A-1301, School System Financial Accountability** — The Department’s administrative expenditures shall not exceed **6.5%** of the total operating budget. Principals must expend no less than **70%** of total budget appropriations, excluding debt service, Capital Improvement Programs, and appropriations for agencies administratively tied to the Department.

**INCLUDED:** Instruction, instructional support, student support services, food and transportation services, operation and maintenance of plant, fixed charges, administration, EDN700 (Office of Early Learning).

**EXCLUDED:** EDN500 (Adult Education, A+), capital outlay, debt services, student activity funds, private funding sources.

### Included Expenditures

(DIVIDED BY)

### Number of Students

**COUNT OF K-12 STUDENTS** receiving free public education on or about October 1

## Local Education Agency-level, 2017-18

Charter schools, which use a different funding method than HIDOE schools, are included in the all-state calculation only.

	SCHOOL LEVEL	COMPLEX LEVEL	STATE LEVEL	HIDOE TOTAL	
State / Local Funds	1,214,232,402	132,724,377	309,572,773	1,656,529,552	87%
Federal Funds	164,609,801	45,971,417	34,081,461	244,662,679	13%
<b>All Funds</b>	<b>1,378,842,203</b>	<b>178,695,794</b>	<b>343,654,234</b>	<b>1,901,192,231</b>	<b>100%</b>
State / Local %	73%	8%	19%	100%	
Federal %	67%	19%	14%	100%	
<b>All Funds %</b>	<b>73%</b>	<b>9%</b>	<b>18%</b>	<b>100%</b>	
<b>ENROLLMENT</b>	divided by HIDOE enrollment: 168,095				
<b>PPE</b>	<b>\$8,203</b>			<b>\$11,310</b>	
State / Local Adjust	340,934,944	(109,270,948)	(231,663,996)		}
Federal Adjust	78,372,493	(45,971,417)	(32,401,076)		
<b>All Adjustments</b>	<b>419,307,437</b>	<b>(155,242,365)</b>	<b>(264,065,072)</b>		
<b>All Funds / Adjust</b>	<b>1,798,149,640</b>	<b>23,453,429</b>	<b>79,589,162</b>	<b>1,901,192,231</b>	
State / Local %	94%	1%	5%	100%	
Federal %	99%	0%	1%	100%	
<b>All Funds %</b>	<b>95%</b>	<b>1%</b>	<b>4%</b>	<b>100%</b>	

Adjustments to reflect centralized expenditures on schools' behalf, e.g.,

- ✓ Food Services
- ✓ Utilities
- ✓ Student Transportation
- ✓ Facilities
- ✓ Special Education

### State-managed HIDOE expenses not included in the Department’s appropriation

1. Public Charter Schools (PCS) and Commission;
2. Employer “fringe” benefit costs paid for centrally for all state departments, including:
  - Pension (Hawaii Employees Retirement System, or ERS)
  - Social Security Insurance, or FICA
  - Health insurance, employees and retirees (Employer-Union Health Benefits Trust Fund, or EUTF)
  - Workers’ comp, unemployment
  - Medicare
  - Other Post Employment Benefits (OPEB)


### Total PPE to support schools in Hawaii:


<b>HIDOE &amp; STATE OF HI FUNDS</b>	<b>\$2,678,577,323</b>
<b>HIDOE &amp; PCS ENROLLMENT</b>	<b>179,255</b>
<b>HIDOE &amp; STATE OF HI PPE</b>	<b>\$14,943</b>


## Major drivers of variance among schools, 2017-18


All HIDOE schools start with base funding using the Weighted Student Formula, or WSF: (1) according to type of school, and (2) per student. Additional variances between schools are due to characteristics associated with region, school type, student needs, and others.

**EQUITY & TARGETED SUPPORTS**


 **WSF School Characteristics:** Under the WSF, all schools are given base funding for the type of school it is (non-weighted characteristics, table, *right*) and an additional weight for being a neighbor island school (.004).


 **WSF Student Characteristics:** The Weighted Student Formula gives 1.0 weights to every student. In 2017-18, the value assigned to that weight was \$4,129.51. Additional weights are added for the characteristics shown in the table, *below right*.

 **Title I:** In addition to student WSF weights, funds are given to schools with high numbers or high percentages of children from low-income families to help ensure that all children meet challenging state academic standards.

 **Special Education:** General and federal funds are used for specially designed instruction and services to meet the unique needs of students with disabilities, and can be used for academic services, speech-language services, psychological services, physical and occupational therapy, and counseling services.

**OPERATING**

 **Food service vs. prep kitchen:** Several of our schools have full-service kitchens that are used to prepare food that are transported to neighboring schools that only serve meals; operations costs run significantly higher at these prep-kitchens.

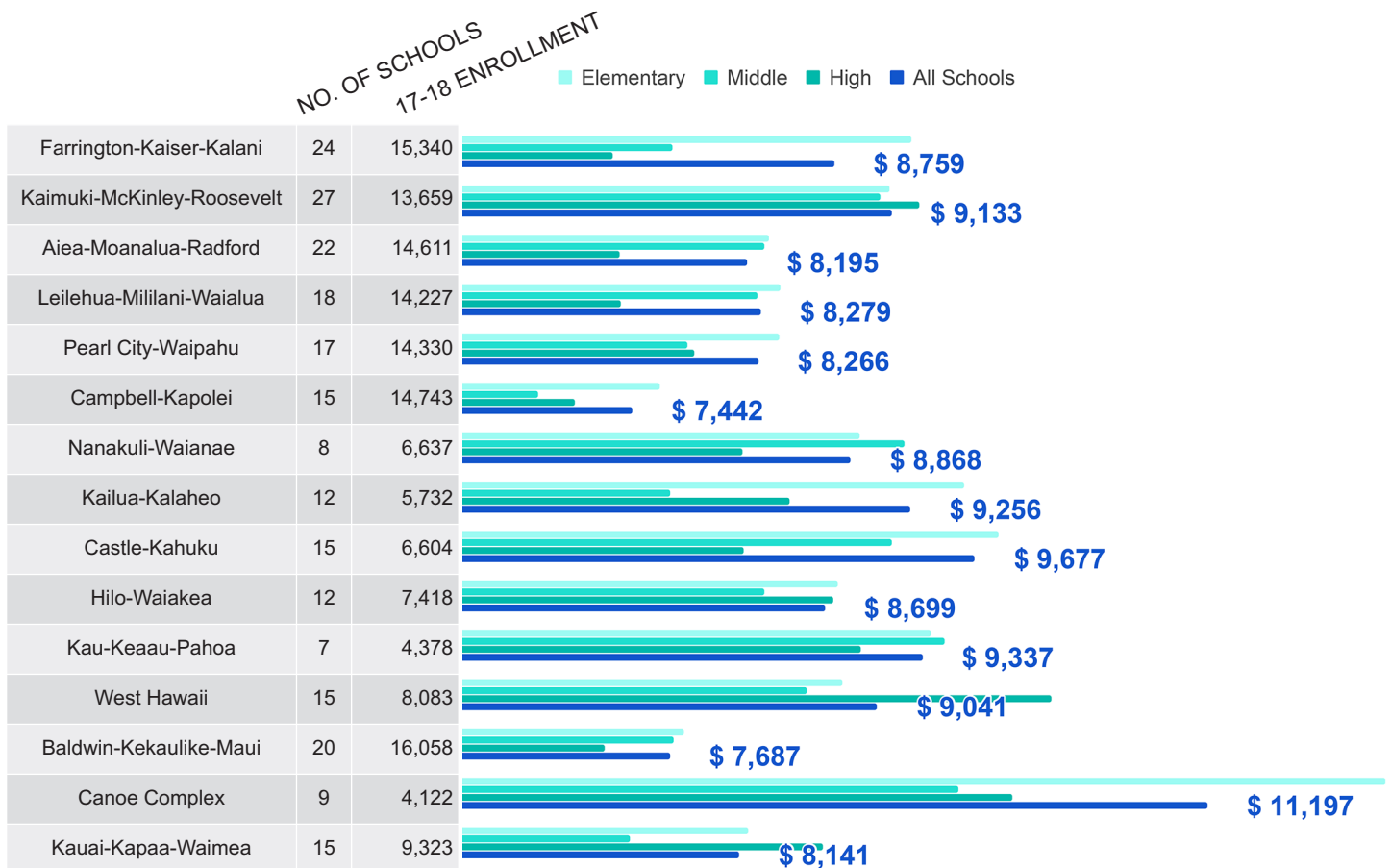
 **Staff seniority:** Schools that have more staff with more years of service and experienced teachers will have payrolls that are significantly higher than those of schools with new or beginning teachers and staff.

SCHOOL BASE, 2017-18	
Elementary	\$259,524
Elementary-MT	\$339,524
Middle	\$406,524
Middle-MT	\$486,524
High	\$413,524
Combo: K-12	\$673,048
Combo: K-8	\$462,524
Combo: 6-12	\$469,524

STUDENT WEIGHTS, 2017-18	
K-2 Class Size	.150
ELs-Proficient (FEP)	.065
ELs-Limited (LEP)	.194
ELs-Non-Proficient (NEP)	.389
Econ Disadvantaged	.100
Gifted & Talented	.265
Transiency	.050
Middle-Level	.036

## Complex Area view of school-level PPE averages, 2017-18

Charter schools, which use a different funding method than HIDOE schools, are not included in this view of school-level PPE averages.



**HAWAII DEPARTMENT OF EDUCATION  
PER-PUPIL EXPENDITURES (PPE) - SCHOOLS  
FISCAL YEAR 2017-2018 (JULY 1, 2017 - JUNE 30, 2018)**

The Every Student Succeeds Act (ESSA) was signed by President Obama on December 10, 2015, which reauthorized the Elementary and Secondary Education Act (ESEA) of 1965, the national education law. The ESSA implemented a per-pupil expenditure (PPE) reporting requirement:

*"Each State report card... shall include the following... the per-pupil expenditures of Federal, State, and local funds, including actual personnel expenditures and actual nonpersonnel expenditures of Federal, State, and local funds, disaggregated by source of funds, for each local educational agency and each school in the State..." [ESEA Sec. 1111(h)(1)(C)(x)]*

DISTRICT	COMPLEX			ORG ID	ORG TITLE	STATE & LOCAL			ENROLLMENT	FEDERAL			TOTAL				
	AREA	COMPLEX AREA DESCRIPTION	EXPENDITURES			EXPENDITURES	EXPENDITURES	PER-PUPIL EXP		PER-PUPIL EXP	PER-PUPIL EXP	PER-PUPIL EXP	PER-PUPIL EXP	PER-PUPIL EXP			
10	917000	CA-FARRINGTON-KAISER-KALANI	100000	AINA HAINA ELEMENTARY	\$	3,361,044	\$	426,136	\$	3,787,180	466	\$	7,213	\$	914	\$	8,127
10	917000	CA-FARRINGTON-KAISER-KALANI	105000	DOLE MIDDLE	\$	5,583,810	\$	2,296,841	\$	7,880,651	784	\$	7,122	\$	2,930	\$	10,052
10	917000	CA-FARRINGTON-KAISER-KALANI	106000	FARRINGTON HIGH	\$	15,520,126	\$	1,617,993	\$	17,138,119	2,309	\$	6,722	\$	701	\$	7,422
10	917000	CA-FARRINGTON-KAISER-KALANI	107000	FERN ELEMENTARY	\$	3,312,535	\$	757,392	\$	4,069,927	434	\$	7,633	\$	1,745	\$	9,378
10	917000	CA-FARRINGTON-KAISER-KALANI	108000	HAHAIONE ELEMENTARY	\$	3,382,788	\$	88,750	\$	3,471,538	538	\$	6,288	\$	165	\$	6,453
10	917000	CA-FARRINGTON-KAISER-KALANI	113000	KAEWAI ELEMENTARY	\$	2,924,041	\$	227,987	\$	3,152,028	313	\$	9,342	\$	728	\$	10,070
10	917000	CA-FARRINGTON-KAISER-KALANI	114000	KAHALA ELEMENTARY	\$	3,002,688	\$	382,350	\$	3,385,038	373	\$	8,050	\$	1,025	\$	9,075
10	917000	CA-FARRINGTON-KAISER-KALANI	116000	KAIMUKI MIDDLE	\$	6,349,096	\$	542,879	\$	6,891,975	988	\$	6,426	\$	549	\$	6,976
10	917000	CA-FARRINGTON-KAISER-KALANI	118000	KALAKAUA MIDDLE	\$	6,442,034	\$	1,005,208	\$	7,447,242	1,075	\$	5,993	\$	935	\$	6,928
10	917000	CA-FARRINGTON-KAISER-KALANI	119000	KALANI HIGH	\$	8,962,217	\$	688,069	\$	9,650,286	1,383	\$	6,480	\$	498	\$	6,978
10	917000	CA-FARRINGTON-KAISER-KALANI	120000	KALIHI ELEMENTARY	\$	2,148,703	\$	521,922	\$	2,670,625	223	\$	9,635	\$	2,340	\$	11,976
10	917000	CA-FARRINGTON-KAISER-KALANI	121000	KALIHI KAI ELEMENTARY	\$	4,597,672	\$	1,236,324	\$	5,833,996	540	\$	8,514	\$	2,289	\$	10,804
10	917000	CA-FARRINGTON-KAISER-KALANI	122000	KALIHI UKA ELEMENTARY	\$	1,945,912	\$	385,505	\$	2,331,417	234	\$	8,316	\$	1,647	\$	9,963
10	917000	CA-FARRINGTON-KAISER-KALANI	123000	KALIHI WAENA ELEMENTARY	\$	3,401,416	\$	1,181,565	\$	4,582,981	461	\$	7,378	\$	2,563	\$	9,941
10	917000	CA-FARRINGTON-KAISER-KALANI	124000	KAPALAMA ELEMENTARY	\$	3,859,513	\$	706,248	\$	4,565,761	556	\$	6,942	\$	1,270	\$	8,212
10	917000	CA-FARRINGTON-KAISER-KALANI	127000	KOKO HEAD ELEMENTARY	\$	2,339,244	\$	52,254	\$	2,391,498	295	\$	7,930	\$	177	\$	8,107
10	917000	CA-FARRINGTON-KAISER-KALANI	130000	LIHOLIHO ELEMENTARY	\$	3,094,444	\$	116,936	\$	3,211,380	462	\$	6,698	\$	253	\$	6,951
10	917000	CA-FARRINGTON-KAISER-KALANI	133000	LINAPUNI ELEMENTARY	\$	1,938,437	\$	136,145	\$	2,074,582	144	\$	13,461	\$	945	\$	14,407
10	917000	CA-FARRINGTON-KAISER-KALANI	139000	NIU VALLEY MIDDLE	\$	5,232,922	\$	716,453	\$	5,949,375	868	\$	6,029	\$	825	\$	6,854
10	917000	CA-FARRINGTON-KAISER-KALANI	145000	PUUHALE ELEMENTARY	\$	2,001,926	\$	581,859	\$	2,583,785	220	\$	9,100	\$	2,645	\$	11,744
10	917000	CA-FARRINGTON-KAISER-KALANI	150000	WAIKIKI ELEMENTARY	\$	3,479,355	\$	395,021	\$	3,874,376	582	\$	5,978	\$	679	\$	6,657
10	917000	CA-FARRINGTON-KAISER-KALANI	153000	WILSON ELEMENTARY	\$	3,787,471	\$	555,243	\$	4,342,714	575	\$	6,587	\$	966	\$	7,553
10	917000	CA-FARRINGTON-KAISER-KALANI	154000	KAISER HIGH	\$	7,567,807	\$	1,037,539	\$	8,605,346	1,141	\$	6,633	\$	909	\$	7,542
10	917000	CA-FARRINGTON-KAISER-KALANI	155000	KAMILOIKI ELEMENTARY	\$	2,977,954	\$	46,824	\$	3,024,778	376	\$	7,920	\$	125	\$	8,045
10	917000	CA-FARRINGTON-KAISER-KALANI	470000	HAWAII SCHOOL FOR THE DEAF & THE BLIND	\$	3,142,643	\$	730,571	\$	3,873,214	53	\$	59,295	\$	13,784	\$	73,080

**HAWAII DEPARTMENT OF EDUCATION  
PER-PUPIL EXPENDITURES (PPE) - SCHOOLS  
FISCAL YEAR 2017-2018 (JULY 1, 2017 - JUNE 30, 2018)**

The Every Student Succeeds Act (ESSA) was signed by President Obama on December 10, 2015, which reauthorized the Elementary and Secondary Education Act (ESEA) of 1965, the national education law. The ESSA implemented a per-pupil expenditure (PPE) reporting requirement:

*"Each State report card... shall include the following... the per-pupil expenditures of Federal, State, and local funds, including actual personnel expenditures and actual nonpersonnel expenditures of Federal, State, and local funds, disaggregated by source of funds, for each local educational agency and each school in the State..." [ESEA Sec. 1111(h)(1)(C)(x)]*

COMPLEX					STATE & LOCAL	FEDERAL	TOTAL		STATE & LOCAL	FEDERAL	TOTAL
DISTRICT	AREA	COMPLEX AREA DESCRIPTION	ORG ID	ORG TITLE	EXPENDITURES	EXPENDITURES	EXPENDITURES	ENROLLMENT	PER-PUPIL EXP	PER-PUPIL EXP	PER-PUPIL EXP
10	919000	CA-KAIMUKI-MCKINLEY-ROOSEVELT	101000	ALA WAI ELEMENTARY	\$ 3,125,423	\$ 206,014	\$ 3,331,437	378	\$ 8,268	\$ 545	\$ 8,813
10	919000	CA-KAIMUKI-MCKINLEY-ROOSEVELT	102000	ALIHOLANI ELEMENTARY	\$ 2,028,017	\$ 347,519	\$ 2,375,536	212	\$ 9,566	\$ 1,639	\$ 11,205
10	919000	CA-KAIMUKI-MCKINLEY-ROOSEVELT	103000	ANUENUE-HAWAIIAN IMMERSION	\$ 3,735,286	\$ 1,423,234	\$ 5,158,520	455	\$ 8,209	\$ 3,128	\$ 11,337
10	919000	CA-KAIMUKI-MCKINLEY-ROOSEVELT	104000	CENTRAL MIDDLE	\$ 3,230,814	\$ 816,063	\$ 4,046,877	391	\$ 8,263	\$ 2,087	\$ 10,350
10	919000	CA-KAIMUKI-MCKINLEY-ROOSEVELT	109000	HOKULANI ELEMENTARY	\$ 2,208,857	\$ 29,993	\$ 2,238,850	339	\$ 6,516	\$ 88	\$ 6,604
10	919000	CA-KAIMUKI-MCKINLEY-ROOSEVELT	110000	JARRETT MIDDLE	\$ 2,626,298	\$ 261,410	\$ 2,887,708	256	\$ 10,259	\$ 1,021	\$ 11,280
10	919000	CA-KAIMUKI-MCKINLEY-ROOSEVELT	111000	JEFFERSON ELEMENTARY	\$ 3,235,654	\$ 673,630	\$ 3,909,284	369	\$ 8,769	\$ 1,826	\$ 10,594
10	919000	CA-KAIMUKI-MCKINLEY-ROOSEVELT	112000	KAAHUMANU ELEMENTARY	\$ 4,064,144	\$ 877,843	\$ 4,941,987	511	\$ 7,953	\$ 1,718	\$ 9,671
10	919000	CA-KAIMUKI-MCKINLEY-ROOSEVELT	115000	KAIMUKI HIGH	\$ 7,142,078	\$ 1,549,818	\$ 8,691,896	703	\$ 10,159	\$ 2,205	\$ 12,364
10	919000	CA-KAIMUKI-MCKINLEY-ROOSEVELT	117000	KAIULANI ELEMENTARY	\$ 2,736,515	\$ 702,455	\$ 3,438,970	344	\$ 7,955	\$ 2,042	\$ 9,997
10	919000	CA-KAIMUKI-MCKINLEY-ROOSEVELT	125000	KAULUWELA ELEMENTARY	\$ 2,878,725	\$ 581,159	\$ 3,459,884	417	\$ 6,903	\$ 1,394	\$ 8,297
10	919000	CA-KAIMUKI-MCKINLEY-ROOSEVELT	126000	KAWANANAKOA MIDDLE	\$ 4,866,050	\$ 744,446	\$ 5,610,496	775	\$ 6,279	\$ 961	\$ 7,239
10	919000	CA-KAIMUKI-MCKINLEY-ROOSEVELT	128000	KUHIO ELEMENTARY	\$ 2,080,464	\$ 173,213	\$ 2,253,677	230	\$ 9,045	\$ 753	\$ 9,799
10	919000	CA-KAIMUKI-MCKINLEY-ROOSEVELT	129000	LANAKILA ELEMENTARY	\$ 2,763,576	\$ 619,440	\$ 3,383,016	386	\$ 7,160	\$ 1,605	\$ 8,764
10	919000	CA-KAIMUKI-MCKINLEY-ROOSEVELT	131000	LIKELIKE ELEMENTARY	\$ 2,753,484	\$ 532,769	\$ 3,286,253	323	\$ 8,525	\$ 1,649	\$ 10,174
10	919000	CA-KAIMUKI-MCKINLEY-ROOSEVELT	134000	LINCOLN ELEMENTARY	\$ 2,939,713	\$ 589,263	\$ 3,528,976	326	\$ 9,018	\$ 1,808	\$ 10,825
10	919000	CA-KAIMUKI-MCKINLEY-ROOSEVELT	135000	LUNALILO ELEMENTARY	\$ 2,917,240	\$ 512,469	\$ 3,429,709	353	\$ 8,264	\$ 1,452	\$ 9,716
10	919000	CA-KAIMUKI-MCKINLEY-ROOSEVELT	136000	MAEMAE ELEMENTARY	\$ 4,310,892	\$ 658,442	\$ 4,969,334	675	\$ 6,387	\$ 975	\$ 7,362
10	919000	CA-KAIMUKI-MCKINLEY-ROOSEVELT	137000	MANOA ELEMENTARY	\$ 3,684,569	\$ 384,138	\$ 4,068,707	526	\$ 7,005	\$ 730	\$ 7,735
10	919000	CA-KAIMUKI-MCKINLEY-ROOSEVELT	138000	MCKINLEY HIGH	\$ 11,486,368	\$ 1,545,051	\$ 13,031,419	1,583	\$ 7,256	\$ 976	\$ 8,232
10	919000	CA-KAIMUKI-MCKINLEY-ROOSEVELT	140000	NOELANI	\$ 2,807,249	\$ 350,697	\$ 3,157,946	466	\$ 6,024	\$ 753	\$ 6,777
10	919000	CA-KAIMUKI-MCKINLEY-ROOSEVELT	141000	NUUANU ELEMENTARY	\$ 2,442,899	\$ 342,164	\$ 2,785,063	369	\$ 6,620	\$ 927	\$ 7,548
10	919000	CA-KAIMUKI-MCKINLEY-ROOSEVELT	142000	PALOLO ELEMENTARY	\$ 2,379,841	\$ 594,349	\$ 2,974,190	276	\$ 8,623	\$ 2,153	\$ 10,776
10	919000	CA-KAIMUKI-MCKINLEY-ROOSEVELT	143000	PAUOA ELEMENTARY	\$ 2,221,391	\$ 451,647	\$ 2,673,038	278	\$ 7,991	\$ 1,625	\$ 9,615
10	919000	CA-KAIMUKI-MCKINLEY-ROOSEVELT	146000	ROOSEVELT HIGH	\$ 9,228,201	\$ 791,206	\$ 10,019,407	1,363	\$ 6,771	\$ 580	\$ 7,351
10	919000	CA-KAIMUKI-MCKINLEY-ROOSEVELT	147000	ROYAL ELEMENTARY	\$ 2,727,577	\$ 556,324	\$ 3,283,901	362	\$ 7,535	\$ 1,537	\$ 9,072
10	919000	CA-KAIMUKI-MCKINLEY-ROOSEVELT	148000	STEVENSON MIDDLE	\$ 4,724,424	\$ 547,496	\$ 5,271,920	647	\$ 7,302	\$ 846	\$ 8,148
10	919000	CA-KAIMUKI-MCKINLEY-ROOSEVELT	152000	WASHINGTON MIDDLE	\$ 5,867,201	\$ 760,158	\$ 6,627,359	801	\$ 7,325	\$ 949	\$ 8,274



**HAWAII DEPARTMENT OF EDUCATION  
PER-PUPIL EXPENDITURES (PPE) - SCHOOLS  
FISCAL YEAR 2017-2018 (JULY 1, 2017 - JUNE 30, 2018)**

The Every Student Succeeds Act (ESSA) was signed by President Obama on December 10, 2015, which reauthorized the Elementary and Secondary Education Act (ESEA) of 1965, the national education law. The ESSA implemented a per-pupil expenditure (PPE) reporting requirement:

*"Each State report card... shall include the following... the per-pupil expenditures of Federal, State, and local funds, including actual personnel expenditures and actual nonpersonnel expenditures of Federal, State, and local funds, disaggregated by source of funds, for each local educational agency and each school in the State..." [ESEA Sec. 1111(h)(1)(C)(x)]*

DISTRICT	COMPLEX		ORG ID	ORG TITLE	STATE & LOCAL			ENROLLMENT	FEDERAL			TOTAL
	AREA	COMPLEX AREA DESCRIPTION			EXPENDITURES	EXPENDITURES	EXPENDITURES		PER-PUPIL EXP	PER-PUPIL EXP	PER-PUPIL EXP	
20	921000	CA-AIEA-MOANALUA-RADFORD	200000	AIEA ELEMENTARY	\$ 3,166,961	\$ 234,707	\$ 3,401,668	349	\$ 9,074	\$ 673	\$ 9,747	
20	921000	CA-AIEA-MOANALUA-RADFORD	201000	AIEA INTERMEDIATE	\$ 4,389,450	\$ 1,638,929	\$ 6,028,379	588	\$ 7,465	\$ 2,787	\$ 10,252	
20	921000	CA-AIEA-MOANALUA-RADFORD	202000	AIEA HIGH	\$ 7,495,660	\$ 619,553	\$ 8,115,213	997	\$ 7,518	\$ 621	\$ 8,140	
20	921000	CA-AIEA-MOANALUA-RADFORD	203000	ALIAMANU ELEMENTARY	\$ 4,768,394	\$ 34,510	\$ 4,802,904	585	\$ 8,151	\$ 59	\$ 8,210	
20	921000	CA-AIEA-MOANALUA-RADFORD	204000	ALIAMANU MIDDLE	\$ 4,765,482	\$ 780,202	\$ 5,545,684	714	\$ 6,674	\$ 1,093	\$ 7,767	
20	921000	CA-AIEA-MOANALUA-RADFORD	209000	HICKAM ELEMENTARY	\$ 3,702,404	\$ 387,440	\$ 4,089,844	571	\$ 6,484	\$ 679	\$ 7,163	
20	921000	CA-AIEA-MOANALUA-RADFORD	215000	MAKALAPA ELEMENTARY	\$ 4,518,661	\$ 1,483,049	\$ 6,001,710	599	\$ 7,544	\$ 2,476	\$ 10,020	
20	921000	CA-AIEA-MOANALUA-RADFORD	217000	MOANALUA ELEMENTARY	\$ 3,729,734	\$ 480,220	\$ 4,209,954	632	\$ 5,901	\$ 760	\$ 6,661	
20	921000	CA-AIEA-MOANALUA-RADFORD	218000	MOANALUA HIGH	\$ 12,251,753	\$ 849,830	\$ 13,101,583	1,942	\$ 6,309	\$ 438	\$ 6,746	
20	921000	CA-AIEA-MOANALUA-RADFORD	219000	MOANALUA INTERMEDIATE	\$ 5,212,351	\$ 455,333	\$ 5,667,684	823	\$ 6,333	\$ 553	\$ 6,887	
20	921000	CA-AIEA-MOANALUA-RADFORD	220000	MOKULELE ELEMENTARY	\$ 2,847,856	\$ 290,569	\$ 3,138,425	295	\$ 9,654	\$ 985	\$ 10,639	
20	921000	CA-AIEA-MOANALUA-RADFORD	221000	NIMITZ ELEMENTARY	\$ 4,466,076	\$ 354,874	\$ 4,820,950	688	\$ 6,491	\$ 516	\$ 7,007	
20	921000	CA-AIEA-MOANALUA-RADFORD	222000	PEARL HARBOR ELEMENTARY	\$ 4,342,250	\$ 624,087	\$ 4,966,337	564	\$ 7,699	\$ 1,107	\$ 8,806	
20	921000	CA-AIEA-MOANALUA-RADFORD	223000	PEARL HARBOR KAI ELEMENTARY	\$ 4,113,388	\$ 322,171	\$ 4,435,559	444	\$ 9,264	\$ 726	\$ 9,990	
20	921000	CA-AIEA-MOANALUA-RADFORD	224000	RADFORD HIGH	\$ 8,819,391	\$ 364,336	\$ 9,183,727	1,275	\$ 6,917	\$ 286	\$ 7,203	
20	921000	CA-AIEA-MOANALUA-RADFORD	225000	RED HILL ELEMENTARY	\$ 3,265,594	\$ 382,505	\$ 3,648,099	456	\$ 7,161	\$ 839	\$ 8,000	
20	921000	CA-AIEA-MOANALUA-RADFORD	227000	SCOTT ELEMENTARY	\$ 3,508,660	\$ 559,860	\$ 4,068,520	493	\$ 7,117	\$ 1,136	\$ 8,253	
20	921000	CA-AIEA-MOANALUA-RADFORD	228000	SHAFTER ELEMENTARY	\$ 3,522,002	\$ 1,223	\$ 3,523,225	459	\$ 7,673	\$ 3	\$ 7,676	
20	921000	CA-AIEA-MOANALUA-RADFORD	233000	WAIMALU ELEMENTARY	\$ 3,710,819	\$ 661,575	\$ 4,372,394	406	\$ 9,140	\$ 1,629	\$ 10,769	
20	921000	CA-AIEA-MOANALUA-RADFORD	235000	WEBLING ELEMENTARY	\$ 3,141,484	\$ 11,819	\$ 3,153,303	471	\$ 6,670	\$ 25	\$ 6,695	
20	921000	CA-AIEA-MOANALUA-RADFORD	239000	SALT LAKE ELEMENTARY	\$ 4,822,289	\$ 323,554	\$ 5,145,843	731	\$ 6,597	\$ 443	\$ 7,039	
20	921000	CA-AIEA-MOANALUA-RADFORD	243000	PEARL RIDGE ELEMENTARY	\$ 3,441,051	\$ 59,556	\$ 3,500,607	529	\$ 6,505	\$ 113	\$ 6,617	

**HAWAII DEPARTMENT OF EDUCATION  
PER-PUPIL EXPENDITURES (PPE) - SCHOOLS  
FISCAL YEAR 2017-2018 (JULY 1, 2017 - JUNE 30, 2018)**

The Every Student Succeeds Act (ESSA) was signed by President Obama on December 10, 2015, which reauthorized the Elementary and Secondary Education Act (ESEA) of 1965, the national education law. The ESSA implemented a per-pupil expenditure (PPE) reporting requirement:

*"Each State report card... shall include the following... the per-pupil expenditures of Federal, State, and local funds, including actual personnel expenditures and actual nonpersonnel expenditures of Federal, State, and local funds, disaggregated by source of funds, for each local educational agency and each school in the State..." [ESEA Sec. 1111(h)(1)(C)(x)]*

DISTRICT	COMPLEX		ORG ID	ORG TITLE	STATE & LOCAL			ENROLLMENT	FEDERAL			TOTAL
	AREA	COMPLEX AREA DESCRIPTION			EXPENDITURES	EXPENDITURES	EXPENDITURES		PER-PUPIL EXP	PER-PUPIL EXP	PER-PUPIL EXP	
20	922000	CA-LEILEHUA-MILILANI-WAIALUA	206000	HALEIWA ELEMENTARY	\$ 2,066,240	\$ 88,225	\$ 2,154,465	217	\$ 9,522	\$ 407	\$ 9,928	
20	922000	CA-LEILEHUA-MILILANI-WAIALUA	207000	INOUE ELEMENTARY	\$ 5,461,243	\$ 463,941	\$ 5,925,184	735	\$ 7,430	\$ 631	\$ 8,061	
20	922000	CA-LEILEHUA-MILILANI-WAIALUA	208000	HELEMANO ELEMENTARY	\$ 4,540,679	\$ 587,754	\$ 5,128,433	552	\$ 8,226	\$ 1,065	\$ 9,291	
20	922000	CA-LEILEHUA-MILILANI-WAIALUA	210000	ILIAHI ELEMENTARY	\$ 3,067,372	\$ 487,051	\$ 3,554,423	366	\$ 8,381	\$ 1,331	\$ 9,712	
20	922000	CA-LEILEHUA-MILILANI-WAIALUA	211000	KAALA ELEMENTARY	\$ 3,340,146	\$ 676,550	\$ 4,016,696	407	\$ 8,207	\$ 1,662	\$ 9,869	
20	922000	CA-LEILEHUA-MILILANI-WAIALUA	212000	KIPAPA ELEMENTARY	\$ 4,635,316	\$ 717,773	\$ 5,353,089	590	\$ 7,856	\$ 1,217	\$ 9,073	
20	922000	CA-LEILEHUA-MILILANI-WAIALUA	214000	LEILEHUA HIGH	\$ 12,176,134	\$ 1,109,201	\$ 13,285,335	1,683	\$ 7,235	\$ 659	\$ 7,894	
20	922000	CA-LEILEHUA-MILILANI-WAIALUA	216000	MILILANI HIGH	\$ 15,890,604	\$ 1,691,934	\$ 17,582,538	2,571	\$ 6,181	\$ 658	\$ 6,839	
20	922000	CA-LEILEHUA-MILILANI-WAIALUA	226000	SOLOMON ELEMENTARY	\$ 6,119,153	\$ 865,327	\$ 6,984,480	885	\$ 6,914	\$ 978	\$ 7,892	
20	922000	CA-LEILEHUA-MILILANI-WAIALUA	229000	WAHIAWA ELEMENTARY	\$ 3,500,106	\$ 610,934	\$ 4,111,040	450	\$ 7,778	\$ 1,358	\$ 9,136	
20	922000	CA-LEILEHUA-MILILANI-WAIALUA	230000	WAHIAWA MIDDLE	\$ 6,246,228	\$ 930,704	\$ 7,176,932	775	\$ 8,060	\$ 1,201	\$ 9,261	
20	922000	CA-LEILEHUA-MILILANI-WAIALUA	231000	WAIALUA ELEMENTARY	\$ 3,678,000	\$ 532,731	\$ 4,210,731	543	\$ 6,773	\$ 981	\$ 7,755	
20	922000	CA-LEILEHUA-MILILANI-WAIALUA	232000	WAIALUA HIGH & INTERMEDIATE	\$ 5,478,474	\$ 631,925	\$ 6,110,399	673	\$ 8,140	\$ 939	\$ 9,079	
20	922000	CA-LEILEHUA-MILILANI-WAIALUA	234000	MILILANI-WAENA ELEMENTARY	\$ 4,891,182	\$ 20,478	\$ 4,911,660	766	\$ 6,385	\$ 27	\$ 6,412	
20	922000	CA-LEILEHUA-MILILANI-WAIALUA	236000	WHEELER ELEMENTARY	\$ 5,341,584	\$ 224,389	\$ 5,565,973	766	\$ 6,973	\$ 293	\$ 7,266	
20	922000	CA-LEILEHUA-MILILANI-WAIALUA	237000	WHEELER MIDDLE	\$ 4,996,536	\$ 795,640	\$ 5,792,176	799	\$ 6,253	\$ 996	\$ 7,249	
20	922000	CA-LEILEHUA-MILILANI-WAIALUA	238000	MILILANI MIDDLE	\$ 12,227,561	\$ 911,970	\$ 13,139,531	1,873	\$ 6,528	\$ 487	\$ 7,015	
20	922000	CA-LEILEHUA-MILILANI-WAIALUA	240000	MILILANI IKE ELEMENTARY	\$ 5,055,847	\$ 548,418	\$ 5,604,265	653	\$ 7,742	\$ 840	\$ 8,582	
20	922000	CA-LEILEHUA-MILILANI-WAIALUA	241000	MILILANI-MAUKA ELEMENTARY	\$ 5,978,157	\$ 623,929	\$ 6,602,086	813	\$ 7,353	\$ 767	\$ 8,121	
20	922000	CA-LEILEHUA-MILILANI-WAIALUA	242000	MILILANI-UKA ELEMENTARY	\$ 4,356,591	\$ 21,367	\$ 4,377,958	656	\$ 6,641	\$ 33	\$ 6,674	

**HAWAII DEPARTMENT OF EDUCATION  
PER-PUPIL EXPENDITURES (PPE) - SCHOOLS  
FISCAL YEAR 2017-2018 (JULY 1, 2017 - JUNE 30, 2018)**

The Every Student Succeeds Act (ESSA) was signed by President Obama on December 10, 2015, which reauthorized the Elementary and Secondary Education Act (ESEA) of 1965, the national education law. The ESSA implemented a per-pupil expenditure (PPE) reporting requirement:

*"Each State report card... shall include the following... the per-pupil expenditures of Federal, State, and local funds, including actual personnel expenditures and actual nonpersonnel expenditures of Federal, State, and local funds, disaggregated by source of funds, for each local educational agency and each school in the State..." [ESEA Sec. 1111(h)(1)(C)(x)]*

DISTRICT	COMPLEX		ORG ID	ORG TITLE	STATE & LOCAL			ENROLLMENT	FEDERAL			TOTAL
	AREA	COMPLEX AREA DESCRIPTION			EXPENDITURES	EXPENDITURES	EXPENDITURES		PER-PUPIL EXP	PER-PUPIL EXP	PER-PUPIL EXP	
30	931000	CA-CAMPBELL-KAPOLEI	251000	BARBER'S POINT ELEMENTARY	\$ 3,548,875	\$ 749,967	\$ 4,298,842	518	\$ 6,851	\$ 1,448	\$ 8,299	
30	931000	CA-CAMPBELL-KAPOLEI	252000	CAMPBELL HIGH	\$ 19,319,317	\$ 2,992,683	\$ 22,312,000	3,110	\$ 6,212	\$ 962	\$ 7,174	
30	931000	CA-CAMPBELL-KAPOLEI	253000	EWA ELEMENTARY	\$ 6,267,238	\$ 435,711	\$ 6,702,949	1,070	\$ 5,857	\$ 407	\$ 6,264	
30	931000	CA-CAMPBELL-KAPOLEI	254000	EWA BEACH ELEMENTARY	\$ 4,978,007	\$ 598,813	\$ 5,576,820	747	\$ 6,664	\$ 802	\$ 7,466	
30	931000	CA-CAMPBELL-KAPOLEI	256000	IROQUOIS POINT ELEMENTARY	\$ 5,065,615	\$ 539,316	\$ 5,604,931	674	\$ 7,516	\$ 800	\$ 8,316	
30	931000	CA-CAMPBELL-KAPOLEI	259000	MAKAKILO ELEMENTARY	\$ 3,601,760	\$ 42,755	\$ 3,644,515	481	\$ 7,488	\$ 89	\$ 7,577	
30	931000	CA-CAMPBELL-KAPOLEI	269000	POHAKEA ELEMENTARY	\$ 3,390,617	\$ 317,002	\$ 3,707,619	511	\$ 6,635	\$ 620	\$ 7,256	
30	931000	CA-CAMPBELL-KAPOLEI	279000	ILIMA INTERMEDIATE	\$ 5,227,710	\$ 494,883	\$ 5,722,593	870	\$ 6,009	\$ 569	\$ 6,578	
30	931000	CA-CAMPBELL-KAPOLEI	280000	HOLOMUA ELEMENTARY	\$ 8,557,042	\$ 887,790	\$ 9,444,832	1,163	\$ 7,358	\$ 763	\$ 8,121	
30	931000	CA-CAMPBELL-KAPOLEI	281000	KAIMILOA ELEMENTARY	\$ 4,898,055	\$ 386,139	\$ 5,284,194	633	\$ 7,738	\$ 610	\$ 8,348	
30	931000	CA-CAMPBELL-KAPOLEI	282000	KAPOLEI ELEMENTARY	\$ 5,773,384	\$ 1,291,614	\$ 7,064,998	848	\$ 6,808	\$ 1,523	\$ 8,331	
30	931000	CA-CAMPBELL-KAPOLEI	286000	MAUKA LANI ELEMENTARY	\$ 4,671,447	\$ 298,898	\$ 4,970,345	600	\$ 7,786	\$ 498	\$ 8,284	
30	931000	CA-CAMPBELL-KAPOLEI	291000	KAPOLEI MIDDLE	\$ 9,877,694	\$ 643,190	\$ 10,520,884	1,521	\$ 6,494	\$ 423	\$ 6,917	
30	931000	CA-CAMPBELL-KAPOLEI	292000	KAPOLEI HIGH	\$ 13,433,587	\$ 737,741	\$ 14,171,328	2,035	\$ 6,601	\$ 363	\$ 6,964	
30	931000	CA-CAMPBELL-KAPOLEI	293000	HO'OKELE ELEMENTARY	\$ 4,698,239	\$ 524,189	\$ 5,222,428	727	\$ 6,463	\$ 721	\$ 7,184	
30	931000	CA-CAMPBELL-KAPOLEI	294000	KEONE'ULA ELEMENTARY	\$ 6,086,300	\$ 666,622	\$ 6,752,922	1,037	\$ 5,869	\$ 643	\$ 6,512	
30	931000	CA-CAMPBELL-KAPOLEI	296000	EWA MAKAI MIDDLE	\$ 5,591,440	\$ 648,434	\$ 6,239,874	882	\$ 6,340	\$ 735	\$ 7,075	



**HAWAII DEPARTMENT OF EDUCATION  
PER-PUPIL EXPENDITURES (PPE) - SCHOOLS  
FISCAL YEAR 2017-2018 (JULY 1, 2017 - JUNE 30, 2018)**

The Every Student Succeeds Act (ESSA) was signed by President Obama on December 10, 2015, which reauthorized the Elementary and Secondary Education Act (ESEA) of 1965, the national education law. The ESSA implemented a per-pupil expenditure (PPE) reporting requirement:

*"Each State report card... shall include the following... the per-pupil expenditures of Federal, State, and local funds, including actual personnel expenditures and actual nonpersonnel expenditures of Federal, State, and local funds, disaggregated by source of funds, for each local educational agency and each school in the State..." [ESEA Sec. 1111(h)(1)(C)(x)]*

COMPLEX					STATE & LOCAL	FEDERAL	TOTAL		STATE & LOCAL	FEDERAL	TOTAL
DISTRICT	AREA	COMPLEX AREA DESCRIPTION	ORG ID	ORG TITLE	EXPENDITURES	EXPENDITURES	EXPENDITURES	ENROLLMENT	PER-PUPIL EXP	PER-PUPIL EXP	PER-PUPIL EXP
30	932000	CA-PEARL CITY-WAIPAHAU	250000	AHRENS ELEMENTARY	\$ 8,496,769	\$ 1,690,124	\$ 10,186,893	1,249	\$ 6,803	\$ 1,353	\$ 8,156
30	932000	CA-PEARL CITY-WAIPAHAU	255000	HIGHLANDS INTERMEDIATE	\$ 6,301,768	\$ 556,073	\$ 6,857,841	889	\$ 7,089	\$ 626	\$ 7,714
30	932000	CA-PEARL CITY-WAIPAHAU	260000	MANANA ELEMENTARY	\$ 2,840,905	\$ 735,558	\$ 3,576,463	385	\$ 7,379	\$ 1,911	\$ 9,290
30	932000	CA-PEARL CITY-WAIPAHAU	264000	PALISADES ELEMENTARY	\$ 2,925,517	\$ 406,722	\$ 3,332,239	439	\$ 6,664	\$ 926	\$ 7,591
30	932000	CA-PEARL CITY-WAIPAHAU	265000	PEARL CITY ELEMENTARY	\$ 3,430,719	\$ 314,888	\$ 3,745,607	416	\$ 8,247	\$ 757	\$ 9,004
30	932000	CA-PEARL CITY-WAIPAHAU	266000	PEARL CITY HIGH	\$ 11,320,102	\$ 1,541,378	\$ 12,861,480	1,568	\$ 7,219	\$ 983	\$ 8,202
30	932000	CA-PEARL CITY-WAIPAHAU	267000	PEARL CITY HIGHLANDS ELEMENTARY	\$ 3,619,510	\$ 63,198	\$ 3,682,708	542	\$ 6,678	\$ 117	\$ 6,795
30	932000	CA-PEARL CITY-WAIPAHAU	268000	LEHUA ELEMENTARY	\$ 2,506,174	\$ 518,353	\$ 3,024,527	234	\$ 10,710	\$ 2,215	\$ 12,925
30	932000	CA-PEARL CITY-WAIPAHAU	274000	WAIPAHAU ELEMENTARY	\$ 7,764,715	\$ 1,516,513	\$ 9,281,228	1,026	\$ 7,568	\$ 1,478	\$ 9,046
30	932000	CA-PEARL CITY-WAIPAHAU	276000	HONOWAI ELEMENTARY	\$ 4,972,839	\$ 832,751	\$ 5,805,590	648	\$ 7,674	\$ 1,285	\$ 8,959
30	932000	CA-PEARL CITY-WAIPAHAU	277000	WAIPAHAU HIGH	\$ 16,622,300	\$ 2,525,832	\$ 19,148,132	2,554	\$ 6,508	\$ 989	\$ 7,497
30	932000	CA-PEARL CITY-WAIPAHAU	278000	WAIPAHAU INTERMEDIATE	\$ 8,890,674	\$ 1,321,073	\$ 10,211,747	1,294	\$ 6,871	\$ 1,021	\$ 7,892
30	932000	CA-PEARL CITY-WAIPAHAU	283000	KANOELANI ELEMENTARY	\$ 5,118,888	\$ 111,155	\$ 5,230,043	779	\$ 6,571	\$ 143	\$ 6,714
30	932000	CA-PEARL CITY-WAIPAHAU	285000	MOMILANI ELEMENTARY	\$ 2,631,410	\$ 52,381	\$ 2,683,791	409	\$ 6,434	\$ 128	\$ 6,562
30	932000	CA-PEARL CITY-WAIPAHAU	287000	KALEIOPUU ELEMENTARY	\$ 5,746,449	\$ 89,448	\$ 5,835,897	833	\$ 6,898	\$ 107	\$ 7,006
30	932000	CA-PEARL CITY-WAIPAHAU	288000	WAIU ELEMENTARY	\$ 3,665,594	\$ 5,163	\$ 3,670,757	476	\$ 7,701	\$ 11	\$ 7,712
30	932000	CA-PEARL CITY-WAIPAHAU	290000	WAIKELE ELEMENTARY	\$ 4,536,575	\$ 1,028,649	\$ 5,565,224	589	\$ 7,702	\$ 1,746	\$ 9,449

**HAWAII DEPARTMENT OF EDUCATION  
PER-PUPIL EXPENDITURES (PPE) - SCHOOLS  
FISCAL YEAR 2017-2018 (JULY 1, 2017 - JUNE 30, 2018)**

The Every Student Succeeds Act (ESSA) was signed by President Obama on December 10, 2015, which reauthorized the Elementary and Secondary Education Act (ESEA) of 1965, the national education law. The ESSA implemented a per-pupil expenditure (PPE) reporting requirement:

*"Each State report card... shall include the following... the per-pupil expenditures of Federal, State, and local funds, including actual personnel expenditures and actual nonpersonnel expenditures of Federal, State, and local funds, disaggregated by source of funds, for each local educational agency and each school in the State..." [ESEA Sec. 1111(h)(1)(C)(x)]*

DISTRICT	COMPLEX		ORG ID	ORG TITLE	STATE & LOCAL			ENROLLMENT	FEDERAL			TOTAL
	AREA	COMPLEX AREA DESCRIPTION			EXPENDITURES	EXPENDITURES	EXPENDITURES		PER-PUPIL EXP	PER-PUPIL EXP	PER-PUPIL EXP	
30	933000	CA-NANAKULI-WAIANAE	257000	MAILI ELEMENTARY	\$ 5,970,320	\$ 1,386,340	\$ 7,356,660	812	\$ 7,353	\$ 1,707	\$ 9,060	
30	933000	CA-NANAKULI-WAIANAE	258000	MAKAHA ELEMENTARY	\$ 4,636,465	\$ 913,278	\$ 5,549,743	540	\$ 8,586	\$ 1,691	\$ 10,277	
30	933000	CA-NANAKULI-WAIANAE	261000	NANAIAKAPONO ELEMENTARY	\$ 5,631,864	\$ 1,505,162	\$ 7,137,026	777	\$ 7,248	\$ 1,937	\$ 9,185	
30	933000	CA-NANAKULI-WAIANAE	262000	NANAKULI ELEMENTARY	\$ 3,368,344	\$ 244,890	\$ 3,613,234	424	\$ 7,944	\$ 578	\$ 8,522	
30	933000	CA-NANAKULI-WAIANAE	263000	NANAKULI HIGH & INTERMEDIATE	\$ 9,345,237	\$ 1,957,501	\$ 11,302,738	1,032	\$ 9,055	\$ 1,897	\$ 10,952	
30	933000	CA-NANAKULI-WAIANAE	270000	WAIANAE ELEMENTARY	\$ 3,918,007	\$ 1,078,362	\$ 4,996,369	514	\$ 7,623	\$ 2,098	\$ 9,721	
30	933000	CA-NANAKULI-WAIANAE	271000	LEIHOKU ELEMENTARY	\$ 5,520,965	\$ 501,102	\$ 6,022,067	886	\$ 6,231	\$ 566	\$ 6,797	
30	933000	CA-NANAKULI-WAIANAE	272000	WAIANAE HIGH	\$ 12,378,222	\$ 1,833,894	\$ 14,212,116	1,742	\$ 7,106	\$ 1,053	\$ 8,159	
30	933000	CA-NANAKULI-WAIANAE	273000	WAIANAE INTERMEDIATE	\$ 6,243,954	\$ 2,440,603	\$ 8,684,557	942	\$ 6,628	\$ 2,591	\$ 9,219	

**HAWAII DEPARTMENT OF EDUCATION  
PER-PUPIL EXPENDITURES (PPE) - SCHOOLS  
FISCAL YEAR 2017-2018 (JULY 1, 2017 - JUNE 30, 2018)**

The Every Student Succeeds Act (ESSA) was signed by President Obama on December 10, 2015, which reauthorized the Elementary and Secondary Education Act (ESEA) of 1965, the national education law. The ESSA implemented a per-pupil expenditure (PPE) reporting requirement:

*"Each State report card... shall include the following... the per-pupil expenditures of Federal, State, and local funds, including actual personnel expenditures and actual nonpersonnel expenditures of Federal, State, and local funds, disaggregated by source of funds, for each local educational agency and each school in the State..." [ESEA Sec. 1111(h)(1)(C)(x)]*

DISTRICT	COMPLEX		ORG ID	ORG TITLE	STATE & LOCAL	FEDERAL	TOTAL	ENROLLMENT	STATE & LOCAL	FEDERAL	TOTAL
	AREA	COMPLEX AREA DESCRIPTION			EXPENDITURES	EXPENDITURES	EXPENDITURES		PER-PUPIL EXP	PER-PUPIL EXP	PER-PUPIL EXP
40	941000	CA-CASTLE-KAHUKU	301000	CASTLE HIGH	\$ 8,927,840	\$ 653,521	\$ 9,581,361	1,173	\$ 7,611	\$ 557	\$ 8,168
40	941000	CA-CASTLE-KAHUKU	303000	HAUULA ELEMENTARY	\$ 2,704,282	\$ 1,011,309	\$ 3,715,591	336	\$ 8,048	\$ 3,010	\$ 11,058
40	941000	CA-CASTLE-KAHUKU	304000	HEEIA ELEMENTARY	\$ 3,373,640	\$ 603,363	\$ 3,977,003	435	\$ 7,755	\$ 1,387	\$ 9,143
40	941000	CA-CASTLE-KAHUKU	305000	KAAAWA ELEMENTARY	\$ 1,108,068	\$ 51,505	\$ 1,159,573	125	\$ 8,865	\$ 412	\$ 9,277
40	941000	CA-CASTLE-KAHUKU	306000	KAHALUU ELEMENTARY	\$ 2,685,937	\$ 479,632	\$ 3,165,569	269	\$ 9,985	\$ 1,783	\$ 11,768
40	941000	CA-CASTLE-KAHUKU	307000	KAHUKU HIGH & INTERMEDIATE	\$ 10,201,920	\$ 1,399,038	\$ 11,600,958	1,390	\$ 7,340	\$ 1,007	\$ 8,346
40	941000	CA-CASTLE-KAHUKU	313000	KANEOHE ELEMENTARY	\$ 4,142,671	\$ 481,622	\$ 4,624,293	613	\$ 6,758	\$ 786	\$ 7,544
40	941000	CA-CASTLE-KAHUKU	314000	PUOHALA ELEMENTARY	\$ 2,230,637	\$ 389,407	\$ 2,620,044	272	\$ 8,201	\$ 1,432	\$ 9,633
40	941000	CA-CASTLE-KAHUKU	315000	KAPUNAHALA ELEMENTARY	\$ 3,944,768	\$ 522,235	\$ 4,467,003	553	\$ 7,133	\$ 944	\$ 8,078
40	941000	CA-CASTLE-KAHUKU	318000	KING INTERMEDIATE	\$ 4,810,495	\$ 808,649	\$ 5,619,144	615	\$ 7,822	\$ 1,315	\$ 9,137
40	941000	CA-CASTLE-KAHUKU	319000	LAIE ELEMENTARY	\$ 4,199,080	\$ 279,338	\$ 4,478,418	650	\$ 6,460	\$ 430	\$ 6,890
40	941000	CA-CASTLE-KAHUKU	323000	PARKER ELEMENTARY	\$ 3,351,498	\$ 488,747	\$ 3,840,245	318	\$ 10,539	\$ 1,537	\$ 12,076
40	941000	CA-CASTLE-KAHUKU	325000	SUNSET BEACH ELEMENTARY	\$ 3,037,617	\$ 27,011	\$ 3,064,628	436	\$ 6,967	\$ 62	\$ 7,029
40	941000	CA-CASTLE-KAHUKU	326000	WAIHAOLE ELEMENTARY	\$ 1,291,834	\$ 376,093	\$ 1,667,927	81	\$ 15,949	\$ 4,643	\$ 20,592
40	941000	CA-CASTLE-KAHUKU	331000	KAHUKU ELEMENTARY	\$ 2,825,703	\$ 180,434	\$ 3,006,137	421	\$ 6,712	\$ 429	\$ 7,140
40	941000	CA-CASTLE-KAHUKU	335000	AHUMANU ELEMENTARY	\$ 2,325,700	\$ 12,230	\$ 2,337,930	307	\$ 7,576	\$ 40	\$ 7,615

**HAWAII DEPARTMENT OF EDUCATION  
PER-PUPIL EXPENDITURES (PPE) - SCHOOLS  
FISCAL YEAR 2017-2018 (JULY 1, 2017 - JUNE 30, 2018)**

The Every Student Succeeds Act (ESSA) was signed by President Obama on December 10, 2015, which reauthorized the Elementary and Secondary Education Act (ESEA) of 1965, the national education law. The ESSA implemented a per-pupil expenditure (PPE) reporting requirement:

*"Each State report card... shall include the following... the per-pupil expenditures of Federal, State, and local funds, including actual personnel expenditures and actual nonpersonnel expenditures of Federal, State, and local funds, disaggregated by source of funds, for each local educational agency and each school in the State..." [ESEA Sec. 1111(h)(1)(C)(x)]*

DISTRICT	COMPLEX		ORG ID	ORG TITLE	STATE & LOCAL	FEDERAL	TOTAL	ENROLLMENT	STATE & LOCAL	FEDERAL	TOTAL
	AREA	COMPLEX AREA DESCRIPTION			EXPENDITURES	EXPENDITURES	EXPENDITURES		PER-PUPIL EXP	PER-PUPIL EXP	PER-PUPIL EXP
40	942000	CA-KAILUA-KALAHEO	300000	AIKAHI ELEMENTARY	\$ 3,136,280	\$ 321,095	\$ 3,457,375	473	\$ 6,631	\$ 679	\$ 7,309
40	942000	CA-KAILUA-KALAHEO	302000	ENCHANTED LAKE ELEMENTARY	\$ 3,223,107	\$ 351,618	\$ 3,574,725	426	\$ 7,566	\$ 825	\$ 8,391
40	942000	CA-KAILUA-KALAHEO	308000	KAILUA ELEMENTARY	\$ 3,265,998	\$ 496,939	\$ 3,762,937	340	\$ 9,606	\$ 1,462	\$ 11,067
40	942000	CA-KAILUA-KALAHEO	309000	KAILUA HIGH	\$ 6,316,121	\$ 720,286	\$ 7,036,407	756	\$ 8,355	\$ 953	\$ 9,307
40	942000	CA-KAILUA-KALAHEO	310000	KAILUA INTERMEDIATE	\$ 5,288,942	\$ 375,719	\$ 5,664,661	737	\$ 7,176	\$ 510	\$ 7,686
40	942000	CA-KAILUA-KALAHEO	311000	KAINALU ELEMENTARY	\$ 3,422,054	\$ 318,542	\$ 3,740,596	436	\$ 7,849	\$ 731	\$ 8,579
40	942000	CA-KAILUA-KALAHEO	312000	KALAHEO HIGH	\$ 5,824,599	\$ 340,793	\$ 6,165,392	808	\$ 7,209	\$ 422	\$ 7,630
40	942000	CA-KAILUA-KALAHEO	317000	KEOLU ELEMENTARY	\$ 1,402,528	\$ 541,549	\$ 1,944,077	119	\$ 11,786	\$ 4,551	\$ 16,337
40	942000	CA-KAILUA-KALAHEO	321000	MAUNAWILI ELEMENTARY	\$ 2,692,086	\$ 355,745	\$ 3,047,831	340	\$ 7,918	\$ 1,046	\$ 8,964
40	942000	CA-KAILUA-KALAHEO	322000	MOKAPU ELEMENTARY	\$ 5,969,729	\$ 351,798	\$ 6,321,527	856	\$ 6,974	\$ 411	\$ 7,385
40	942000	CA-KAILUA-KALAHEO	324000	POPE ELEMENTARY	\$ 2,045,274	\$ 485,818	\$ 2,531,092	241	\$ 8,487	\$ 2,016	\$ 10,502
40	942000	CA-KAILUA-KALAHEO	327000	WAIMANALO ELEM & INTERMEDIATE	\$ 3,728,913	\$ 738,708	\$ 4,467,621	455	\$ 8,195	\$ 1,624	\$ 9,819
40	942000	CA-KAILUA-KALAHEO	330000	KAELEPULU ELEMENTARY	\$ 1,575,068	\$ 8,108	\$ 1,583,176	200	\$ 7,875	\$ 41	\$ 7,916
40	942000	CA-KAILUA-KALAHEO	475000	OLOMANA	\$ 3,954,841	\$ 612,437	\$ 4,567,278	69	\$ 57,317	\$ 8,876	\$ 66,192

**HAWAII DEPARTMENT OF EDUCATION  
PER-PUPIL EXPENDITURES (PPE) - SCHOOLS  
FISCAL YEAR 2017-2018 (JULY 1, 2017 - JUNE 30, 2018)**

The Every Student Succeeds Act (ESSA) was signed by President Obama on December 10, 2015, which reauthorized the Elementary and Secondary Education Act (ESEA) of 1965, the national education law. The ESSA implemented a per-pupil expenditure (PPE) reporting requirement:

*"Each State report card... shall include the following... the per-pupil expenditures of Federal, State, and local funds, including actual personnel expenditures and actual nonpersonnel expenditures of Federal, State, and local funds, disaggregated by source of funds, for each local educational agency and each school in the State..." [ESEA Sec. 1111(h)(1)(C)(x)]*

DISTRICT	COMPLEX		ORG ID	ORG TITLE	STATE & LOCAL	FEDERAL	TOTAL	ENROLLMENT	STATE & LOCAL	FEDERAL	TOTAL
	AREA	COMPLEX AREA DESCRIPTION			EXPENDITURES	EXPENDITURES	EXPENDITURES		PER-PUPIL EXP	PER-PUPIL EXP	PER-PUPIL EXP
50	951000	CA-HILO-WAIAKEA	351000	DE SILVA ELEMENTARY	\$ 3,187,805	\$ 362,476	\$ 3,550,281	448	\$ 7,116	\$ 809	\$ 7,925
50	951000	CA-HILO-WAIAKEA	352000	HAAHEO ELEMENTARY	\$ 1,469,016	\$ 110,265	\$ 1,579,281	197	\$ 7,457	\$ 560	\$ 8,017
50	951000	CA-HILO-WAIAKEA	355000	HILO HIGH	\$ 9,294,953	\$ 1,329,972	\$ 10,624,925	1,136	\$ 8,182	\$ 1,171	\$ 9,353
50	951000	CA-HILO-WAIAKEA	356000	HILO INTERMEDIATE	\$ 3,817,332	\$ 584,418	\$ 4,401,750	506	\$ 7,544	\$ 1,155	\$ 8,699
50	951000	CA-HILO-WAIAKEA	357000	HILO UNION ELEMENTARY	\$ 3,496,107	\$ 655,320	\$ 4,151,427	404	\$ 8,654	\$ 1,622	\$ 10,276
50	951000	CA-HILO-WAIAKEA	365000	KALANIANAOLE ELEM & INTERMEDIATE	\$ 2,841,729	\$ 899,972	\$ 3,741,701	326	\$ 8,717	\$ 2,761	\$ 11,478
50	951000	CA-HILO-WAIAKEA	367000	KAPIOLANI ELEMENTARY	\$ 3,002,385	\$ 594,196	\$ 3,596,581	330	\$ 9,098	\$ 1,801	\$ 10,899
50	951000	CA-HILO-WAIAKEA	369000	KAUMANA ELEMENTARY	\$ 2,293,753	\$ 77,632	\$ 2,371,385	279	\$ 8,221	\$ 278	\$ 8,500
50	951000	CA-HILO-WAIAKEA	372000	KEAUKAHA ELEMENTARY	\$ 3,388,249	\$ 489,512	\$ 3,877,761	413	\$ 8,204	\$ 1,185	\$ 9,389
50	951000	CA-HILO-WAIAKEA	384000	WAIAKEA ELEMENTARY	\$ 5,796,970	\$ 282,255	\$ 6,079,225	863	\$ 6,717	\$ 327	\$ 7,044
50	951000	CA-HILO-WAIAKEA	385000	WAIAKEA INTERMEDIATE	\$ 6,061,946	\$ 792,610	\$ 6,854,556	867	\$ 6,992	\$ 914	\$ 7,906
50	951000	CA-HILO-WAIAKEA	386000	WAIAKEAWAENA ELEMENTARY	\$ 5,116,056	\$ 803,135	\$ 5,919,191	719	\$ 7,116	\$ 1,117	\$ 8,233
50	951000	CA-HILO-WAIAKEA	389000	WAIAKEA HIGH	\$ 9,084,095	\$ 1,149,468	\$ 10,233,563	1,256	\$ 7,233	\$ 915	\$ 8,148

**HAWAII DEPARTMENT OF EDUCATION  
PER-PUPIL EXPENDITURES (PPE) - SCHOOLS  
FISCAL YEAR 2017-2018 (JULY 1, 2017 - JUNE 30, 2018)**

The Every Student Succeeds Act (ESSA) was signed by President Obama on December 10, 2015, which reauthorized the Elementary and Secondary Education Act (ESEA) of 1965, the national education law. The ESSA implemented a per-pupil expenditure (PPE) reporting requirement:

*"Each State report card... shall include the following... the per-pupil expenditures of Federal, State, and local funds, including actual personnel expenditures and actual nonpersonnel expenditures of Federal, State, and local funds, disaggregated by source of funds, for each local educational agency and each school in the State..." [ESEA Sec. 1111(h)(1)(C)(x)]*

DISTRICT	COMPLEX		ORG ID	ORG TITLE	STATE & LOCAL			FEDERAL			TOTAL		
	AREA	COMPLEX AREA DESCRIPTION			EXPENDITURES	EXPENDITURES	EXPENDITURES	ENROLLMENT	PER-PUPIL EXP	PER-PUPIL EXP	PER-PUPIL EXP	PER-PUPIL EXP	PER-PUPIL EXP
50	952000	CA-KAU-KEAAU-PAHOA	353000	KEAAU II ELEMENTARY	\$ 6,142,288	\$ 1,097,311	\$ 7,239,599	858	\$ 7,159	\$ 1,279	\$ 8,438		
50	952000	CA-KAU-KEAAU-PAHOA	354000	KEAAU HIGH	\$ 7,965,451	\$ 1,237,788	\$ 9,203,239	1,030	\$ 7,733	\$ 1,202	\$ 8,935		
50	952000	CA-KAU-KEAAU-PAHOA	368000	KAU HIGH & PAHALA ELEMENTARY	\$ 4,477,333	\$ 759,909	\$ 5,237,242	482	\$ 9,289	\$ 1,577	\$ 10,866		
50	952000	CA-KAU-KEAAU-PAHOA	370000	KEAAU MIDDLE	\$ 5,253,284	\$ 1,353,817	\$ 6,607,101	697	\$ 7,537	\$ 1,942	\$ 9,479		
50	952000	CA-KAU-KEAAU-PAHOA	379000	MT. VIEW ELEMENTARY	\$ 3,644,026	\$ 849,563	\$ 4,493,589	454	\$ 8,026	\$ 1,871	\$ 9,898		
50	952000	CA-KAU-KEAAU-PAHOA	380000	NAALEHU ELEM & INTER	\$ 2,845,349	\$ 698,626	\$ 3,543,975	353	\$ 8,060	\$ 1,979	\$ 10,040		
50	952000	CA-KAU-KEAAU-PAHOA	381000	PAHOA ELEMENTARY	\$ 3,232,562	\$ 251,547	\$ 3,484,109	399	\$ 8,102	\$ 630	\$ 8,732		
50	952000	CA-KAU-KEAAU-PAHOA	383000	PAHOA HIGH & INTER	\$ 4,811,227	\$ 1,218,401	\$ 6,029,628	532	\$ 9,044	\$ 2,290	\$ 11,334		
50	952000	CA-KAU-KEAAU-PAHOA	391000	KEONEPOKO ELEMENTARY	\$ 4,756,324	\$ 1,016,060	\$ 5,772,384	587	\$ 8,103	\$ 1,731	\$ 9,834		



**HAWAII DEPARTMENT OF EDUCATION  
PER-PUPIL EXPENDITURES (PPE) - SCHOOLS  
FISCAL YEAR 2017-2018 (JULY 1, 2017 - JUNE 30, 2018)**

The Every Student Succeeds Act (ESSA) was signed by President Obama on December 10, 2015, which reauthorized the Elementary and Secondary Education Act (ESEA) of 1965, the national education law. The ESSA implemented a per-pupil expenditure (PPE) reporting requirement:

*"Each State report card... shall include the following... the per-pupil expenditures of Federal, State, and local funds, including actual personnel expenditures and actual nonpersonnel expenditures of Federal, State, and local funds, disaggregated by source of funds, for each local educational agency and each school in the State..." [ESEA Sec. 1111(h)(1)(C)(x)]*

COMPLEX				STATE & LOCAL	FEDERAL	TOTAL	ENROLLMENT	STATE & LOCAL	FEDERAL	TOTAL	
DISTRICT	AREA	COMPLEX AREA DESCRIPTION	ORG ID	EXPENDITURES	EXPENDITURES	EXPENDITURES		PER-PUPIL EXP	PER-PUPIL EXP	PER-PUPIL EXP	
50	953000	CA-HAWAII-WEST	358000	HOLUALOA ELEMENTARY	\$ 3,130,089	\$ 441,246	\$ 3,571,335	516	\$ 6,066	\$ 855	\$ 6,921
50	953000	CA-HAWAII-WEST	359000	HONAUNAU ELEM & INTER	\$ 1,248,052	\$ 137,619	\$ 1,385,671	139	\$ 8,979	\$ 990	\$ 9,969
50	953000	CA-HAWAII-WEST	360000	HONOKAA HIGH & INTERMEDIATE	\$ 5,278,478	\$ 965,044	\$ 6,243,522	652	\$ 8,096	\$ 1,480	\$ 9,576
50	953000	CA-HAWAII-WEST	361000	HONOKAA ELEMENTARY	\$ 2,591,953	\$ 147,254	\$ 2,739,207	369	\$ 7,024	\$ 399	\$ 7,423
50	953000	CA-HAWAII-WEST	363000	HOOKENA ELEM & INTER	\$ 1,336,857	\$ 99,759	\$ 1,436,616	106	\$ 12,612	\$ 941	\$ 13,553
50	953000	CA-HAWAII-WEST	366000	KOHALA MIDDLE	\$ 1,690,942	\$ 173,090	\$ 1,864,032	179	\$ 9,447	\$ 967	\$ 10,414
50	953000	CA-HAWAII-WEST	371000	KAHAKAI ELEMENTARY	\$ 4,563,549	\$ 741,117	\$ 5,304,666	720	\$ 6,338	\$ 1,029	\$ 7,368
50	953000	CA-HAWAII-WEST	373000	KOHALA HIGH	\$ 2,829,723	\$ 881,692	\$ 3,711,415	253	\$ 11,185	\$ 3,485	\$ 14,670
50	953000	CA-HAWAII-WEST	374000	KONAWAENA HIGH	\$ 5,813,949	\$ 1,105,390	\$ 6,919,339	832	\$ 6,988	\$ 1,329	\$ 8,317
50	953000	CA-HAWAII-WEST	375000	KONAWAENA ELEMENTARY	\$ 3,611,848	\$ 948,870	\$ 4,560,718	518	\$ 6,973	\$ 1,832	\$ 8,804
50	953000	CA-HAWAII-WEST	376000	KONAWAENA MIDDLE	\$ 3,803,629	\$ 231,120	\$ 4,034,749	632	\$ 6,018	\$ 366	\$ 6,384
50	953000	CA-HAWAII-WEST	378000	KE KULA 'O 'EHUNUIKAIMALINO	\$ 1,857,381	\$ 109,333	\$ 1,966,714	210	\$ 8,845	\$ 521	\$ 9,365
50	953000	CA-HAWAII-WEST	382000	PAUUILO ELEMENTARY & INTER	\$ 1,901,572	\$ 401,608	\$ 2,303,180	193	\$ 9,853	\$ 2,081	\$ 11,934
50	953000	CA-HAWAII-WEST	387000	WAIMEA ELEMENTARY	\$ 3,852,641	\$ 906,638	\$ 4,759,279	518	\$ 7,438	\$ 1,750	\$ 9,188
50	953000	CA-HAWAII-WEST	388000	KEALAKEHE ELEMENTARY	\$ 6,460,043	\$ 352,555	\$ 6,812,598	968	\$ 6,674	\$ 364	\$ 7,038
50	953000	CA-HAWAII-WEST	390000	KEALAKEHE INTERMEDIATE	\$ 4,969,980	\$ 1,342,517	\$ 6,312,497	705	\$ 7,050	\$ 1,904	\$ 8,954
50	953000	CA-HAWAII-WEST	392000	KEALAKEHE HIGH	\$ 8,785,039	\$ 1,105,050	\$ 9,890,089	1,311	\$ 6,701	\$ 843	\$ 7,544
50	953000	CA-HAWAII-WEST	393000	WAIKOLOA ELEM & MIDDLE	\$ 5,572,577	\$ 812,461	\$ 6,385,038	817	\$ 6,821	\$ 994	\$ 7,815
50	953000	CA-HAWAII-WEST	395000	KOHALA ELEMENTARY	\$ 2,703,548	\$ 172,936	\$ 2,876,484	317	\$ 8,529	\$ 546	\$ 9,074

**HAWAII DEPARTMENT OF EDUCATION  
PER-PUPIL EXPENDITURES (PPE) - SCHOOLS  
FISCAL YEAR 2017-2018 (JULY 1, 2017 - JUNE 30, 2018)**

The Every Student Succeeds Act (ESSA) was signed by President Obama on December 10, 2015, which reauthorized the Elementary and Secondary Education Act (ESEA) of 1965, the national education law. The ESSA implemented a per-pupil expenditure (PPE) reporting requirement:

*"Each State report card... shall include the following... the per-pupil expenditures of Federal, State, and local funds, including actual personnel expenditures and actual nonpersonnel expenditures of Federal, State, and local funds, disaggregated by source of funds, for each local educational agency and each school in the State..." [ESEA Sec. 1111(h)(1)(C)(x)]*

DISTRICT	COMPLEX		ORG ID	ORG TITLE	STATE & LOCAL		FEDERAL		TOTAL		STATE & LOCAL		FEDERAL		TOTAL	
	AREA	COMPLEX AREA DESCRIPTION			EXPENDITURES	EXPENDITURES	EXPENDITURES	EXPENDITURES	EXPENDITURES	EXPENDITURES	ENROLLMENT	PER-PUPIL EXP	PER-PUPIL EXP	PER-PUPIL EXP	PER-PUPIL EXP	
60	961000	CA-BALDWIN-KEKAULIKE-MAUI	400000	BALDWIN HIGH	\$ 9,302,290	\$ 450,785	\$ 9,753,075	1,361	\$ 6,835	\$ 331	\$ 7,166					
60	961000	CA-BALDWIN-KEKAULIKE-MAUI	401000	HAIKU ELEMENTARY	\$ 3,072,767	\$ 444,918	\$ 3,517,685	490	\$ 6,271	\$ 908	\$ 7,179					
60	961000	CA-BALDWIN-KEKAULIKE-MAUI	404000	IAO	\$ 5,606,987	\$ 1,027,492	\$ 6,634,479	953	\$ 5,884	\$ 1,078	\$ 6,962					
60	961000	CA-BALDWIN-KEKAULIKE-MAUI	405000	KAHULUI ELEMENTARY	\$ 5,734,087	\$ 997,829	\$ 6,731,916	964	\$ 5,948	\$ 1,035	\$ 6,983					
60	961000	CA-BALDWIN-KEKAULIKE-MAUI	409000	KIHEI ELEMENTARY	\$ 5,218,320	\$ 786,898	\$ 6,005,218	768	\$ 6,795	\$ 1,025	\$ 7,819					
60	961000	CA-BALDWIN-KEKAULIKE-MAUI	412000	KULA ELEMENTARY	\$ 3,130,797	\$ 349,458	\$ 3,480,255	439	\$ 7,132	\$ 796	\$ 7,928					
60	961000	CA-BALDWIN-KEKAULIKE-MAUI	416000	LIHIKAI ELEMENTARY	\$ 5,687,957	\$ 1,096,011	\$ 6,783,968	846	\$ 6,723	\$ 1,296	\$ 8,019					
60	961000	CA-BALDWIN-KEKAULIKE-MAUI	417000	MAKAWAO ELEMENTARY	\$ 4,135,846	\$ 712,867	\$ 4,848,713	541	\$ 7,645	\$ 1,318	\$ 8,963					
60	961000	CA-BALDWIN-KEKAULIKE-MAUI	418000	MAUI HIGH	\$ 12,798,515	\$ 753,084	\$ 13,551,599	1,950	\$ 6,563	\$ 386	\$ 6,950					
60	961000	CA-BALDWIN-KEKAULIKE-MAUI	420000	KALAMA INTERMEDIATE	\$ 6,397,380	\$ 1,220,069	\$ 7,617,449	856	\$ 7,474	\$ 1,425	\$ 8,899					
60	961000	CA-BALDWIN-KEKAULIKE-MAUI	422000	PAIA ELEMENTARY	\$ 2,480,972	\$ 89,071	\$ 2,570,043	404	\$ 6,141	\$ 220	\$ 6,361					
60	961000	CA-BALDWIN-KEKAULIKE-MAUI	424000	WAIHEE ELEMENTARY	\$ 4,787,618	\$ 776,478	\$ 5,564,096	685	\$ 6,989	\$ 1,134	\$ 8,123					
60	961000	CA-BALDWIN-KEKAULIKE-MAUI	425000	WAILUKU ELEMENTARY	\$ 5,055,104	\$ 1,010,163	\$ 6,065,267	686	\$ 7,369	\$ 1,473	\$ 8,841					
60	961000	CA-BALDWIN-KEKAULIKE-MAUI	426000	PUKALANI ELEMENTARY	\$ 2,985,393	\$ 652,563	\$ 3,637,956	407	\$ 7,335	\$ 1,603	\$ 8,938					
60	961000	CA-BALDWIN-KEKAULIKE-MAUI	428000	MAUI WAENA INTERMEDIATE	\$ 7,397,604	\$ 876,906	\$ 8,274,510	1,176	\$ 6,290	\$ 746	\$ 7,036					
60	961000	CA-BALDWIN-KEKAULIKE-MAUI	430000	LOKELANI INTERMEDIATE	\$ 4,234,354	\$ 459,181	\$ 4,693,535	591	\$ 7,165	\$ 777	\$ 7,942					
60	961000	CA-BALDWIN-KEKAULIKE-MAUI	431000	KAMALII ELEMENTARY	\$ 3,363,546	\$ 366,102	\$ 3,729,648	482	\$ 6,978	\$ 760	\$ 7,738					
60	961000	CA-BALDWIN-KEKAULIKE-MAUI	433000	POMAIIKA'I ELEMENTARY	\$ 3,729,436	\$ 967,737	\$ 4,697,173	593	\$ 6,289	\$ 1,632	\$ 7,921					
60	961000	CA-BALDWIN-KEKAULIKE-MAUI	435000	KEKAULIKE HIGH	\$ 7,847,911	\$ 488,065	\$ 8,335,976	1,088	\$ 7,213	\$ 449	\$ 7,662					
60	961000	CA-BALDWIN-KEKAULIKE-MAUI	436000	PUU KUKUI ELEMENTARY	\$ 4,875,042	\$ 31,155	\$ 4,906,197	778	\$ 6,266	\$ 40	\$ 6,306					

**HAWAII DEPARTMENT OF EDUCATION  
PER-PUPIL EXPENDITURES (PPE) - SCHOOLS  
FISCAL YEAR 2017-2018 (JULY 1, 2017 - JUNE 30, 2018)**

The Every Student Succeeds Act (ESSA) was signed by President Obama on December 10, 2015, which reauthorized the Elementary and Secondary Education Act (ESEA) of 1965, the national education law. The ESSA implemented a per-pupil expenditure (PPE) reporting requirement:

*"Each State report card... shall include the following... the per-pupil expenditures of Federal, State, and local funds, including actual personnel expenditures and actual nonpersonnel expenditures of Federal, State, and local funds, disaggregated by source of funds, for each local educational agency and each school in the State..." [ESEA Sec. 1111(h)(1)(C)(x)]*

DISTRICT	COMPLEX		ORG ID	ORG TITLE	STATE & LOCAL	FEDERAL	TOTAL	ENROLLMENT	STATE & LOCAL	FEDERAL	TOTAL
	AREA	COMPLEX AREA DESCRIPTION			EXPENDITURES	EXPENDITURES	EXPENDITURES		PER-PUPIL EXP	PER-PUPIL EXP	PER-PUPIL EXP
60	962000	CA-HANA-LAHAINALUNA-LANAI-MOLOKAI	402000	HANA HIGH & ELEMENTARY	\$ 3,837,667	\$ 847,755	\$ 4,685,422	356	\$ 10,780	\$ 2,381	\$ 13,161
60	962000	CA-HANA-LAHAINALUNA-LANAI-MOLOKAI	406000	KAMEHAMEHA III ELEMENTARY	\$ 4,521,311	\$ 686,007	\$ 5,207,318	720	\$ 6,280	\$ 953	\$ 7,232
60	962000	CA-HANA-LAHAINALUNA-LANAI-MOLOKAI	407000	KAUNAKAKAI ELEMENTARY	\$ 2,595,458	\$ 518,121	\$ 3,113,579	275	\$ 9,438	\$ 1,884	\$ 11,322
60	962000	CA-HANA-LAHAINALUNA-LANAI-MOLOKAI	410000	KILOHANA ELEMENTARY	\$ 983,427	\$ 198,350	\$ 1,181,777	83	\$ 11,849	\$ 2,390	\$ 14,238
60	962000	CA-HANA-LAHAINALUNA-LANAI-MOLOKAI	413000	LAHAINA INTERMEDIATE	\$ 4,635,120	\$ 981,284	\$ 5,616,404	724	\$ 6,402	\$ 1,355	\$ 7,757
60	962000	CA-HANA-LAHAINALUNA-LANAI-MOLOKAI	414000	LAHAINALUNA HIGH	\$ 6,603,454	\$ 457,439	\$ 7,060,893	1,020	\$ 6,474	\$ 448	\$ 6,922
60	962000	CA-HANA-LAHAINALUNA-LANAI-MOLOKAI	415000	LANAI HIGH & ELEMENTARY	\$ 4,937,032	\$ 585,186	\$ 5,522,218	569	\$ 8,677	\$ 1,028	\$ 9,705
60	962000	CA-HANA-LAHAINALUNA-LANAI-MOLOKAI	419000	MAUNALOA ELEMENTARY	\$ 781,355	\$ 124,919	\$ 906,274	41	\$ 19,057	\$ 3,047	\$ 22,104
60	962000	CA-HANA-LAHAINALUNA-LANAI-MOLOKAI	421000	MOLOKAI HIGH	\$ 3,587,469	\$ 846,428	\$ 4,433,897	343	\$ 10,459	\$ 2,468	\$ 12,927
60	962000	CA-HANA-LAHAINALUNA-LANAI-MOLOKAI	429000	NAHIENAENA ELEMENTARY	\$ 4,765,000	\$ 174,509	\$ 4,939,509	717	\$ 6,646	\$ 243	\$ 6,889
60	962000	CA-HANA-LAHAINALUNA-LANAI-MOLOKAI	434000	MOLOKAI MIDDLE	\$ 2,020,939	\$ 244,432	\$ 2,265,371	199	\$ 10,155	\$ 1,228	\$ 11,384

**HAWAII DEPARTMENT OF EDUCATION  
PER-PUPIL EXPENDITURES (PPE) - SCHOOLS  
FISCAL YEAR 2017-2018 (JULY 1, 2017 - JUNE 30, 2018)**

The Every Student Succeeds Act (ESSA) was signed by President Obama on December 10, 2015, which reauthorized the Elementary and Secondary Education Act (ESEA) of 1965, the national education law. The ESSA implemented a per-pupil expenditure (PPE) reporting requirement:

*"Each State report card... shall include the following... the per-pupil expenditures of Federal, State, and local funds, including actual personnel expenditures and actual nonpersonnel expenditures of Federal, State, and local funds, disaggregated by source of funds, for each local educational agency and each school in the State..." [ESEA Sec. 1111(h)(1)(C)(x)]*

DISTRICT	COMPLEX		ORG ID	ORG TITLE	STATE & LOCAL			FEDERAL			TOTAL		
	AREA	COMPLEX AREA DESCRIPTION			EXPENDITURES	EXPENDITURES	EXPENDITURES	ENROLLMENT	PER-PUPIL EXP	PER-PUPIL EXP	PER-PUPIL EXP	PER-PUPIL EXP	PER-PUPIL EXP
70	971000	CA-KAPAA-KAUAI-WAIMEA	447000	KAPAA MIDDLE	\$ 3,809,800	\$ 618,792	\$ 4,428,592	586	\$ 6,501	\$ 1,056	\$ 7,557		
70	971000	CA-KAPAA-KAUAI-WAIMEA	448000	KAMAKAHELEI MIDDLE	\$ 6,115,085	\$ 879,191	\$ 6,994,276	963	\$ 6,350	\$ 913	\$ 7,263		
70	971000	CA-KAPAA-KAUAI-WAIMEA	451000	ELEELE ELEMENTARY	\$ 3,495,491	\$ 616,650	\$ 4,112,141	479	\$ 7,297	\$ 1,287	\$ 8,585		
70	971000	CA-KAPAA-KAUAI-WAIMEA	452000	HANALEI ELEMENTARY	\$ 1,924,020	\$ 87	\$ 1,924,107	286	\$ 6,727	\$ -	\$ 6,728		
70	971000	CA-KAPAA-KAUAI-WAIMEA	453000	KALAHEO ELEMENTARY	\$ 3,339,854	\$ 411,098	\$ 3,750,952	452	\$ 7,389	\$ 910	\$ 8,299		
70	971000	CA-KAPAA-KAUAI-WAIMEA	454000	KAPAA ELEMENTARY	\$ 6,333,785	\$ 531,109	\$ 6,864,894	911	\$ 6,953	\$ 583	\$ 7,536		
70	971000	CA-KAPAA-KAUAI-WAIMEA	455000	KAPAA HIGH	\$ 7,744,885	\$ 1,176,621	\$ 8,921,506	1,082	\$ 7,158	\$ 1,087	\$ 8,245		
70	971000	CA-KAPAA-KAUAI-WAIMEA	456000	KAUAI HIGH	\$ 7,869,590	\$ 586,553	\$ 8,456,143	1,126	\$ 6,989	\$ 521	\$ 7,510		
70	971000	CA-KAPAA-KAUAI-WAIMEA	457000	KAUMUALII ELEMENTARY	\$ 4,542,654	\$ 667,044	\$ 5,209,698	605	\$ 7,509	\$ 1,103	\$ 8,611		
70	971000	CA-KAPAA-KAUAI-WAIMEA	458000	KEKAHA ELEMENTARY	\$ 2,412,136	\$ 794,391	\$ 3,206,527	329	\$ 7,332	\$ 2,415	\$ 9,746		
70	971000	CA-KAPAA-KAUAI-WAIMEA	459000	KILAUEA ELEMENTARY	\$ 2,328,760	\$ 482,028	\$ 2,810,788	309	\$ 7,536	\$ 1,560	\$ 9,096		
70	971000	CA-KAPAA-KAUAI-WAIMEA	460000	KOLOA ELEMENTARY	\$ 2,456,719	\$ 289,801	\$ 2,746,520	372	\$ 6,604	\$ 779	\$ 7,383		
70	971000	CA-KAPAA-KAUAI-WAIMEA	461000	NIIHAU ELEMENTARY & INTERMEDIATE	\$ 173,705	\$ (29)	\$ 173,676	9	\$ 19,301	\$ (3)	\$ 19,297		
70	971000	CA-KAPAA-KAUAI-WAIMEA	462000	WAIMEA HIGH	\$ 5,021,062	\$ 917,208	\$ 5,938,270	577	\$ 8,702	\$ 1,590	\$ 10,292		
70	971000	CA-KAPAA-KAUAI-WAIMEA	463000	WILCOX ELEMENTARY	\$ 5,442,169	\$ 780,481	\$ 6,222,650	799	\$ 6,811	\$ 977	\$ 7,788		
70	971000	CA-KAPAA-KAUAI-WAIMEA	464000	WAIMEA CANYON MIDDLE	\$ 3,116,990	\$ 221,970	\$ 3,338,960	447	\$ 6,973	\$ 497	\$ 7,470		

**HAWAII DEPARTMENT OF EDUCATION**  
**PER-PUPIL EXPENDITURES (PPE) - SCHOOLS**  
**FISCAL YEAR 2017-2018 (JULY 1, 2017 - JUNE 30, 2018)**

The Every Student Succeeds Act (ESSA) was signed by President Obama on December 10, 2015, which reauthorized the Elementary and Secondary Education Act (ESEA) of 1965, the national education law. The ESSA implemented a per-pupil expenditure (PPE) reporting requirement:

*"Each State report card... shall include the following... the per-pupil expenditures of Federal, State, and local funds, including actual personnel expenditures and actual nonpersonnel expenditures of Federal, State, and local funds, disaggregated by source of funds, for each local educational agency and each school in the State..." [ESEA Sec. 1111(h)(1)(C)(x)]*

COMPLEX					STATE & LOCAL	FEDERAL	TOTAL		STATE & LOCAL	FEDERAL	TOTAL
DISTRICT	AREA	COMPLEX AREA DESCRIPTION	ORG ID	ORG TITLE	EXPENDITURES	EXPENDITURES	EXPENDITURES	ENROLLMENT	PER-PUPIL EXP	PER-PUPIL EXP	PER-PUPIL EXP
80	981000	CHARTER SCHOOLS	149000	WAIALAE ELEM PCS	\$ 3,748,078	\$ 305,343	\$ 4,053,421	515	\$ 7,278	\$ 593	\$ 7,871
80	981000	CHARTER SCHOOLS	275000	KAMAILE ACADEMY PCS	\$ 6,153,803	\$ 2,494,516	\$ 8,648,319	858	\$ 7,172	\$ 2,907	\$ 10,080
80	981000	CHARTER SCHOOLS	320000	KAOHAO PCS	\$ 2,485,865	\$ 24,533	\$ 2,510,398	327	\$ 7,602	\$ 75	\$ 7,677
80	981000	CHARTER SCHOOLS	377000	LAUPAHOEHOE COMMUNITY PCS	\$ 2,411,981	\$ 568,677	\$ 2,980,658	305	\$ 7,908	\$ 1,865	\$ 9,773
80	981000	CHARTER SCHOOLS	394000	WAIMEA MIDDLE PCCS	\$ 2,096,188	\$ 285,484	\$ 2,381,672	258	\$ 8,125	\$ 1,107	\$ 9,231
80	981000	CHARTER SCHOOLS	396000	CONNECTIONS NCPCS	\$ 2,325,913	\$ 411,870	\$ 2,737,783	363	\$ 6,407	\$ 1,135	\$ 7,542
80	981000	CHARTER SCHOOLS	397000	KANU O KA AINA NCPCS	\$ 3,835,667	\$ 292,799	\$ 4,128,466	559	\$ 6,862	\$ 524	\$ 7,385
80	981000	CHARTER SCHOOLS	398000	NA WAI OLA NCPCS	\$ 1,405,774	\$ 233,257	\$ 1,639,031	162	\$ 8,678	\$ 1,440	\$ 10,117
80	981000	CHARTER SCHOOLS	399000	WEST HAWAII EXPLORATIONS PCS	\$ 1,936,576	\$ 9,172	\$ 1,945,748	252	\$ 7,685	\$ 36	\$ 7,721
80	981000	CHARTER SCHOOLS	411000	KUALAPUU EL NCPCCS	\$ 2,056,721	\$ 855,326	\$ 2,912,047	325	\$ 6,328	\$ 2,632	\$ 8,960
80	981000	CHARTER SCHOOLS	466000	KANAKA PCS	\$ 639,732	\$ 27,413	\$ 667,145	49	\$ 13,056	\$ 559	\$ 13,615
80	981000	CHARTER SCHOOLS	540000	HALAU KU MANA NCPCS	\$ 1,125,724	\$ 19,716	\$ 1,145,440	142	\$ 7,928	\$ 139	\$ 8,066
80	981000	CHARTER SCHOOLS	541000	VOYAGER PCS	\$ 2,260,181	\$ 120,407	\$ 2,380,588	294	\$ 7,688	\$ 410	\$ 8,097
80	981000	CHARTER SCHOOLS	543000	UNIVERSITY LABORATORY SCHOOL	\$ 3,420,137	\$ 134,098	\$ 3,554,235	437	\$ 7,826	\$ 307	\$ 8,133
80	981000	CHARTER SCHOOLS	544000	MYRON THOMPSON ACAD NCPCS	\$ 3,904,919	\$ 11,044	\$ 3,915,963	582	\$ 6,709	\$ 19	\$ 6,728
80	981000	CHARTER SCHOOLS	545000	KA WAIHONA O KA NAAUAO NCPCS	\$ 5,103,724	\$ 665,424	\$ 5,769,148	653	\$ 7,816	\$ 1,019	\$ 8,835
80	981000	CHARTER SCHOOLS	546000	HAKIPIUU LEARNING CTR PCS	\$ 370,149	\$ 33,679	\$ 403,828	63	\$ 5,875	\$ 535	\$ 6,410
80	981000	CHARTER SCHOOLS	547000	KE KULA O KAMAKAU LAB PCS	\$ 1,004,965	\$ 189,899	\$ 1,194,864	133	\$ 7,556	\$ 1,428	\$ 8,984
80	981000	CHARTER SCHOOLS	548000	INNOVATIONS PCS	\$ 1,889,364	\$ 90,900	\$ 1,980,264	239	\$ 7,905	\$ 380	\$ 8,286
80	981000	CHARTER SCHOOLS	549000	KE ANA LAAHANA PCS	\$ 299,859	\$ 10,446	\$ 310,305	43	\$ 6,973	\$ 243	\$ 7,216
80	981000	CHARTER SCHOOLS	550000	MALAMA HONUUA	\$ 629,671	\$ 60,923	\$ 690,594	103	\$ 6,113	\$ 591	\$ 6,705
80	981000	CHARTER SCHOOLS	551000	HAWAII TECH ACAD PCS	\$ 7,848,651	\$ 564,063	\$ 8,412,714	1,111	\$ 7,064	\$ 508	\$ 7,572
80	981000	CHARTER SCHOOLS	552000	KAU LEARNING ACADEMY	\$ -	\$ -	\$ -	79	\$ -	\$ -	\$ -
80	981000	CHARTER SCHOOLS	553000	KAMALANI ACADEMY	\$ 2,437,085	\$ 262,109	\$ 2,699,194	286	\$ 8,521	\$ 916	\$ 9,438
80	981000	CHARTER SCHOOLS	554000	KIHEI CHARTER SCHOOL	\$ 4,025,704	\$ 8,800	\$ 4,034,504	520	\$ 7,742	\$ 17	\$ 7,759
80	981000	CHARTER SCHOOLS	555000	KAPOLEI CHARTER SCHOOL	\$ 302,209	\$ -	\$ 302,209	49	\$ 6,168	\$ -	\$ 6,168
80	981000	CHARTER SCHOOLS	556000	KE KULA O NIIHAU KEKAHA LPCS	\$ 367,732	\$ 427,723	\$ 795,455	54	\$ 6,810	\$ 7,921	\$ 14,731
80	981000	CHARTER SCHOOLS	557000	KUA O KA LA PCS	\$ 1,830,167	\$ 484,486	\$ 2,314,653	200	\$ 9,151	\$ 2,422	\$ 11,573
80	981000	CHARTER SCHOOLS	560000	VOLCANO OF ARTS & SCI	\$ 1,491,518	\$ 399,020	\$ 1,890,538	190	\$ 7,850	\$ 2,100	\$ 9,950
80	981000	CHARTER SCHOOLS	561000	HAWAII ACADEMY OF ARTS & SCIENCE PCS	\$ 5,396,377	\$ 581,939	\$ 5,978,316	644	\$ 8,379	\$ 904	\$ 9,283
80	981000	CHARTER SCHOOLS	562000	KA UMEKE KAE O PCS	\$ 1,752,053	\$ 1,148,165	\$ 2,900,218	205	\$ 8,547	\$ 5,601	\$ 14,147
80	981000	CHARTER SCHOOLS	563000	KE KULA NAWAHIOKALANIOPUU IKI LAB PCS	\$ 3,806,801	\$ 1,291,537	\$ 5,098,338	426	\$ 8,936	\$ 3,032	\$ 11,968
80	981000	CHARTER SCHOOLS	564000	KANUIKAPONO PCS	\$ 1,448,862	\$ 199,451	\$ 1,648,313	194	\$ 7,468	\$ 1,028	\$ 8,496
80	981000	CHARTER SCHOOLS	565000	KAWAIKINI NCPCS	\$ 1,037,003	\$ 100,396	\$ 1,137,399	147	\$ 7,054	\$ 683	\$ 7,737
80	981000	CHARTER SCHOOLS	566000	KONA PACIFIC PCS	\$ 497,234	\$ 82,587	\$ 579,821	216	\$ 2,302	\$ 382	\$ 2,684
80	981000	CHARTER SCHOOLS	567000	SEEQS PCS	\$ 1,353,154	\$ 68,930	\$ 1,422,084	177	\$ 7,645	\$ 389	\$ 8,034

**HAWAII DEPARTMENT OF EDUCATION  
PER-PUPIL EXPENDITURES (PPE) - STATE  
FISCAL YEAR 2017-2018 (JULY 1, 2017 - JUNE 30, 2018)**

The Every Student Succeeds Act (ESSA) was signed by President Obama on December 10, 2015, which reauthorized the Elementary and Secondary Education Act (ESEA) of 1965, the national education law. The ESSA implemented a per-pupil expenditure (PPE) reporting requirement:

"Each State report card... shall include the following:... the per-pupil expenditures of Federal, State, and local funds, including actual personnel expenditures and actual nonpersonnel expenditures of Federal, State, and local funds, disaggregated by source of funds, for each local educational agency and each school in the State..." [ESEA Sec. 1111(h)(1)(C)(x)]

HAWAII DEPARTMENT OF EDUCATION (HIDOE)	ALL					SCHOOL LEVEL EXPENDED CENTRALLY
	SCHOOLS TOTAL	COMPLEX LEVEL	STATE LEVEL	HAWAII DOE TOTAL	% of TOTAL	
STATE & LOCAL FUNDS	1,214,232,402	132,724,377	309,572,773	1,656,529,552	87%	340,934,944
FEDERAL FUNDS	164,609,801	45,971,417	34,081,461	244,662,679	13%	78,372,493
<b>TOTAL</b>	<b>1,378,842,203</b>	<b>178,695,794</b>	<b>343,654,234</b>	<b>1,901,192,231</b>	<b>100%</b>	<b>419,307,437</b>
STATE & LOCAL FUNDS (%)	73%	8%	19%	100%		
FEDERAL FUNDS (%)	67%	19%	14%	100%		
TOTAL (%)	73%	9%	18%	100%		
<b>RECLASS ADJUSTMENT:</b>						
STATE & LOCAL FUNDS	SCHOOL LEVEL EXPENDED CENTRALLY	340,934,944	(109,270,948)	(231,663,996)	-	
FEDERAL FUNDS	SCHOOL LEVEL EXPENDED CENTRALLY	78,372,493	(45,971,417)	(32,401,076)	-	
<b>TOTAL</b>		<b>419,307,437</b>	<b>(155,242,365)</b>	<b>(264,065,072)</b>	<b>-</b>	
STATE & LOCAL FUNDS - ADJUSTED		1,555,167,346	23,453,429	77,908,777	1,656,529,552	
FEDERAL FUNDS - ADJUSTED		242,982,294	-	1,680,385	244,662,679	
<b>TOTAL - ADJUSTED</b>		<b>1,798,149,640</b>	<b>23,453,429</b>	<b>79,589,162</b>	<b>1,901,192,231</b>	
STATE & LOCAL FUNDS - ADJUSTED (%)		94%	1%	5%	100%	
FEDERAL FUNDS - ADJUSTED (%)		99%	0%	1%	100%	
TOTAL - ADJUSTED (%)		95%	1%	4%	100%	
<b>ADD: OTHER STATE EXPENDITURES:</b>						
<b>PUBLIC CHARTER SCHOOLS + COMMISSION</b>						
STATE & LOCAL FUNDS		82,699,541	-	1,554,761	84,254,302	
FEDERAL FUNDS		12,464,132	-	1,367,909	13,832,041	
<b>TOTAL - PUBLIC CHARTER SCHOOLS + COMMISSION</b>		<b>95,163,673</b>	<b>-</b>	<b>2,922,670</b>	<b>98,086,343</b>	
<b>NON-IMPOSED FRINGE BENEFIT COSTS</b>						
STATE & LOCAL FUNDS		-	-	679,298,749	679,298,749	
FEDERAL FUNDS		-	-	-	-	
<b>TOTAL - NON-IMPOSED FRINGE BENEFIT COSTS</b>		<b>-</b>	<b>-</b>	<b>679,298,749</b>	<b>679,298,749</b>	
<b>EQUALS: HIDOE &amp; STATE</b>						
STATE & LOCAL FUNDS - HIDOE & STATE		1,637,866,887	23,453,429	758,762,287	2,420,082,603	
FEDERAL FUNDS - HIDOE & STATE		255,446,426	-	3,048,294	258,494,720	
<b>TOTAL - HIDOE &amp; STATE</b>		<b>1,893,313,313</b>	<b>23,453,429</b>	<b>761,810,581</b>	<b>2,678,577,323</b>	
<b>TOTAL OFFICIAL ENROLLMENT</b>					<b>179,255</b>	
<b>PER PUPIL EXPENDITURES (PPE)</b>						
<b>STATE &amp; LOCAL FUNDS</b>					<b>13,501</b>	
<b>FEDERAL FUNDS</b>					<b>1,442</b>	
<b>TOTAL</b>					<b>14,943</b>	



**HAWAII DEPARTMENT OF EDUCATION  
PER-PUPIL EXPENDITURES (PPE) - STATE  
FISCAL YEAR 2017-2018 (JULY 1, 2017 - JUNE 30, 2018)**

The Every Student Succeeds Act (ESSA) was signed by President Obama on December 10, 2015, which reauthorized the Elementary and Secondary Education Act (ESEA) of 1965, the national education law. The ESSA implemented a per-pupil expenditure (PPE) reporting requirement:

"Each State report card... shall include the following:... the per-pupil expenditures of Federal, State, and local funds, including actual personnel expenditures and actual nonpersonnel expenditures of Federal, State, and local funds, disaggregated by source of funds, for each local educational agency and each school in the State..." [ESEA Sec. 1111(h)(1)(C)(x)]

EDN	FUND	PROG	PROG DESCRIPTION	ALL					% of FUND	SCHOOL LEVEL EXPENDED CENTRALLY
				SCHOOLS TOTAL	COMPLEX LEVEL	STATE LEVEL	HAWAII DOE TOTAL			
<b>STATE &amp; LOCAL FUNDS</b>										
EDN100	GENERAL	42101	WSF-INSTRUCTION	545,409,325	150,912	(7,067)	545,553,169	33%	143,845	
EDN150	GENERAL	17131	SPECIAL EDUCATION IN REGULAR SCHOOLS	219,464,226	2,351,752	12,046,681	233,862,659	14%	14,398,433	
EDN100	GENERAL	42112	WSF-SCHOOL ADMINISTRATION	147,234,575	840,747	15,059	148,090,381	9%	855,805	
EDN100	GENERAL	42104	WSF-STUDENT SERVICES	75,916,064	-	-	75,916,064	5%	-	
EDN400	GENERAL	19097	STUDENT TRANSPORTATION	-	-	62,074,065	62,074,065	4%	62,074,065	
EDN100	GENERAL	42113	WSF-SCHOOL FACILITY SERVICES	59,184,144	11,937	73,870	59,269,951	4%	85,807	
EDN400	GENERAL	37720	UTILITIES	(573)	-	54,828,800	54,828,227	3%	54,828,800	
EDN150	GENERAL	15179	SERVICES FOR CHILDREN WITH AUTISM	572,697	43,262,683	2,071,611	45,906,991	3%	45,334,294	
EDN150	GENERAL	15686	SCHOOL BASED BEHAVIORAL HEALTH	65,368	30,986,584	1,014,241	32,066,193	2%	32,000,825	
EDN100	GENERAL	42103	WSF-INSTRUCTIONAL SUPPORT	26,463,418	120	-	26,463,538	2%	120	
EDN100	GENERAL	12670	SUBSTITUTE TEACHERS	23,467,805	55,799	94,181	23,617,785	1%	149,980	
EDN150	GENERAL	15192	SPED RELATED SERVICES	964,739	16,579,139	4,896,047	22,439,925	1%	21,475,186	
EDN400	GENERAL	37712	AUXILIARY SERVICES	306,669	157,489	20,740,582	21,204,740	1%	20,898,071	
EDN400	GENERAL	37711	FACILITIES MAINTENANCE	143,909	27,408	16,568,482	16,739,800	1%	16,595,891	
EDN200	GENERAL	25240	ICAA CI-QUALITY AND PERFORMANCE	384,567	14,481,091	5,535	14,871,192	1%	-	
EDN100	GENERAL	23001	WORKERS COMPENSATION	3,518,500	268,215	9,886,669	13,673,383	1%	10,154,884	
EDN100	GENERAL	42102	WSF-ELL	13,154,559	-	-	13,154,559	1%	-	
EDN100	IMPACT AID	15922	IMPACT AID-REGULAR EDUCATION	-	-	11,645,595	11,645,595	1%	11,645,595	
EDN100	GENERAL	15954	WSF ADJUSTMENT	9,881,104	12,176	-	9,893,280	1%	12,176	
EDN200	GENERAL	15654	HAW CONTENT & PERFORM STD-ASSESSMENT	8,942	201	8,577,928	8,587,071	1%	-	
EDN300	GENERAL	33021	ENTERPRISE SYSTEMS	-	-	6,700,886	6,700,886	0%	-	
EDN150	GENERAL	15623	SKILLED NURSING SERVICES	-	-	6,599,206	6,599,206	0%	6,599,206	
EDN100	GENERAL	15849	GEN FUND VOC & APPLIED TECHNOLOGY	5,379,630	651,691	32,253	6,063,574	0%	683,944	
EDN300	GENERAL	33722	PERSONNEL MANAGEMENT	-	9,453	5,205,628	5,215,080	0%	-	
EDN100	GENERAL	42105	WSF-STUDENT BODY ACTIVITIES	5,060,302	-	-	5,060,302	0%	-	
EDN100	GENERAL	27100	ATHLETICS-SALARY	4,910,724	-	-	4,910,724	0%	-	
EDN150	GENERAL	28050	DISTRICT SPECIAL EDUCATION SERVICES	365	3,626,036	1,176,591	4,802,992	0%	4,802,627	
EDN150	GENERAL	15955	SUBSTITUTE SPED TEACHERS	4,536,994	34,082	9,030	4,580,106	0%	43,112	
EDN300	GENERAL	33010	ACCOUNTING SERVICES-OFS	159	-	4,558,591	4,558,751	0%	-	
EDN100	GENERAL	27480	ATHLETIC TRAINERS	4,369,159	-	78,013	4,447,171	0%	78,013	
EDN300	GENERAL	33059	SCHOOL TECHNOLOGY SERVICES & SUPPORT	-	-	4,440,867	4,440,867	0%	-	
EDN100	GENERAL	25222	TEACHER RECRUITMENT AND RETENTION	3,000	-	4,360,298	4,363,298	0%	4,360,298	
EDN300	GENERAL	33089	ENTERPRISE INFRASTRUCTURE SERVICES	-	-	4,348,254	4,348,254	0%	-	
EDN100	IMPACT AID	19978	IMPACT AID-WSF	4,021,724	36,473	-	4,058,197	0%	36,473	
EDN150	GENERAL	17351	SPED SERVICES DURING SCHOOL BREAKS	777,356	3,001,169	1,785	3,780,311	0%	3,002,954	
EDN200	GENERAL	25234	PROFESSIONAL DEVELOP & EDUC RES INSTI	54,504	-	3,714,120	3,768,624	0%	-	
EDN150	GENERAL	15620	SOCIAL WORKERS	-	3,635,228	3,151	3,638,379	0%	3,638,379	
EDN200	GENERAL	25241	ICAA CI-SYSTEM QUALITY	60,630	3,532,544	-	3,593,174	0%	-	
EDN200	GENERAL	25220	SCHOOL TRANSFORMATION	627,409	2,152,355	792,443	3,572,207	0%	-	
EDN100	GENERAL	12668	SUBSTITUTE CUSTODIANS	8,392,201	52,837	(5,019,924)	3,425,114	0%	(4,967,087)	
EDN300	GENERAL	33292	PERSONNEL DEVELOPMENT	-	1,370	3,057,397	3,058,767	0%	-	
EDN100	GENERAL	12664	SUBSTITUTE CLERICALS	2,886,062	27,409	-	2,913,471	0%	27,409	

**HAWAII DEPARTMENT OF EDUCATION  
PER-PUPIL EXPENDITURES (PPE) - STATE  
FISCAL YEAR 2017-2018 (JULY 1, 2017 - JUNE 30, 2018)**

The Every Student Succeeds Act (ESSA) was signed by President Obama on December 10, 2015, which reauthorized the Elementary and Secondary Education Act (ESEA) of 1965, the national education law. The ESSA implemented a per-pupil expenditure (PPE) reporting requirement:

*"Each State report card... shall include the following:... the per-pupil expenditures of Federal, State, and local funds, including actual personnel expenditures and actual nonpersonnel expenditures of Federal, State, and local funds, disaggregated by source of funds, for each local educational agency and each school in the State..." [ESEA Sec. 1111(h)(1)(C)(x)]*

EDN	FUND	PROG	PROG DESCRIPTION	ALL					SCHOOL LEVEL EXPENDED CENTRALLY
				SCHOOLS TOTAL	COMPLEX LEVEL	STATE LEVEL	HAWAII DOE TOTAL	% of FUND	
EDN100	GENERAL	42108	WSF-ENABLING ACTIVITIES III	2,898,025	345	-	2,898,370	0%	345
EDN150	GENERAL	17201	HAWAII SCHOOL FOR THE DEAF AND BLIND	2,852,115	-	-	2,852,115	0%	-
EDN100	GENERAL	16807	HAWAIIAN STUDIES	1,844,851	259,306	743,148	2,847,305	0%	1,002,454
EDN300	GENERAL	33721	PERSONNEL ASSISTANCE	-	19,169	2,790,007	2,809,176	0%	-
EDN100	GENERAL	16732	HAWAIIAN IMMERSION PROGRAM	2,070,946	-	734,216	2,805,162	0%	734,216
EDN100	GENERAL	42106	WSF-ENABLING ACTIVITIES I	2,791,865	-	-	2,791,865	0%	-
EDN100	GENERAL	16158	JROTC	4,858,453	(2,564,546)	321,536	2,615,443	0%	(2,243,010)
EDN700	GENERAL	10301	PRESCHOOL	1,745,701	-	852,033	2,597,734	0%	852,033
EDN400	GENERAL	37710	FACILITIES DEVELOPMENT	-	-	2,582,010	2,582,010	0%	2,582,010
EDN200	GENERAL	25024	INSTRUCTIONAL SERVICES	-	-	2,505,237	2,505,237	0%	-
EDN100	GENERAL	18206	OLOMANA SCHOOL	2,446,201	638	-	2,446,839	0%	638
EDN400	SPECIAL	90052	FACILITY DEV ASSESSMENT OPERATING ACCT	-	-	2,438,336	2,438,336	0%	2,438,336
EDN100	GENERAL	18864	ALTERNATIVE PROGRAMS	2,112,648	237,518	-	2,350,166	0%	237,518
EDN100	GENERAL	16809	HAWAII KEIKI: HEALTHY & READY TO LEARN	0	-	2,222,002	2,222,002	0%	2,222,002
EDN100	SPECIAL	16355	DRIVER AND TRAFFIC SAFETY EDUCATION	1,180,362	-	963,378	2,143,739	0%	963,378
EDN150	GENERAL	28176	TRAINING AND RETENTION MOAS	-	-	2,103,736	2,103,736	0%	2,103,736
EDN100	GENERAL	12512	CUSTODIAL & SUPP SVCS BY FOOD SVC EMPLOY	-	-	2,067,148	2,067,148	0%	2,067,148
EDN300	GENERAL	33084	INFORMATION & TECHNOLOGY SERVICES	-	-	1,920,755	1,920,755	0%	-
EDN400	SPECIAL	32600	SCHOOL BUS FARE REVOLVING FUND	217,896	-	1,662,096	1,879,993	0%	1,662,096
EDN300	GENERAL	33088	SCHOOL PROCESS AND ANALYSIS	-	-	1,866,775	1,866,775	0%	-
EDN100	GENERAL	42115	WSF-CTE	1,858,421	-	-	1,858,421	0%	-
EDN100	SPECIAL	23060	WORKERS COMPENSATION-INTERDEPT TRF	829,923	1,120	1,000,000	1,831,043	0%	1,001,120
EDN150	GENERAL	28178	SECTION 504 IMPLEMENTATION	113,117	439,809	1,187,083	1,740,009	0%	1,626,892
EDN100	IMPACT AID	19072	DOD-BEST PRACTICES 810	-	-	1,702,307	1,702,307	0%	1,702,307
EDN100	SPECIAL	16350	SUMMER SCHOOL - SPECIAL FUND	1,476,929	7,102	49,493	1,533,523	0%	56,594
---	GENERAL	47330	ACT 11/16 STUDENT INFO SYS FOR STATE ADM	-	-	1,461,534	1,461,534	0%	1,461,534
EDN200	GENERAL	33004	SYSTEMS ACCOUNTABILITY	-	-	1,449,944	1,449,944	0%	-
EDN200	GENERAL	25048	HAWAII VIRTUAL LEARNING NETWORK	-	-	1,437,282	1,437,282	0%	-
EDN100	GENERAL	16770	LEARNING CENTERS	1,381,504	185	5,079	1,386,767	0%	5,264
EDN300	GENERAL	33013	CIVIL RIGHTS COMPLIANCE	-	17,304	1,323,864	1,341,168	0%	-
EDN100	GENERAL	27400	ATHLETICS-SUPPLIES & EQUIP	1,295,496	-	-	1,295,496	0%	-
EDN300	GENERAL	33006	BUDGET	-	-	1,229,774	1,229,774	0%	-
EDN300	GENERAL	33012	DATA GOVERNANCE	-	-	1,209,187	1,209,187	0%	-
EDN300	GENERAL	33039	LABOR REL, NEGOTIATIONS & INVESTIGATIONS	-	-	1,116,546	1,116,546	0%	-
EDN200	GENERAL	25237	STUDENT SUPPORT SERVICES	997	60	1,098,565	1,099,622	0%	-
EDN400	SPECIAL	35164	ADMINISTRATIVE SERVICES-SPECIAL FUND	-	-	1,097,959	1,097,959	0%	1,097,959
EDN400	GENERAL	37307	USE OF SCHOOL FACILITIES - SCHOOL	1,073,541	1,013	6,914	1,081,468	0%	7,927
EDN200	GENERAL	38026	PLN-TRANSITIONS	-	1,075,368	-	1,075,368	0%	-
EDN300	GENERAL	23052	WORKERS COMPENSATION-ADMINISTRATION	-	-	1,067,853	1,067,853	0%	-
EDN200	SPECIAL	25323	HAWAII TEACHER STANDARDS BOARD	701	-	1,059,788	1,060,488	0%	-
EDN100	GENERAL	23002	UNEMPLOYMENT INSURANCE	-	-	1,059,000	1,059,000	0%	1,059,000
EDN300	GENERAL	33058	INFORMATION TECHNOLOGY PROJECT MGMT	-	-	986,981	986,981	0%	-
EDN200	GENERAL	25242	COMPLEX AREA SBBH SERVICES	-	982,537	-	982,537	0%	-
EDN400	GENERAL	37932	SAFETY, SECURITY & EMERGENCY PREPAREDNESS	405	112	979,023	979,541	0%	979,135

**HAWAII DEPARTMENT OF EDUCATION  
PER-PUPIL EXPENDITURES (PPE) - STATE  
FISCAL YEAR 2017-2018 (JULY 1, 2017 - JUNE 30, 2018)**

The Every Student Succeeds Act (ESSA) was signed by President Obama on December 10, 2015, which reauthorized the Elementary and Secondary Education Act (ESEA) of 1965, the national education law. The ESSA implemented a per-pupil expenditure (PPE) reporting requirement:

*"Each State report card... shall include the following:... the per-pupil expenditures of Federal, State, and local funds, including actual personnel expenditures and actual nonpersonnel expenditures of Federal, State, and local funds, disaggregated by source of funds, for each local educational agency and each school in the State..."* [ESEA Sec. 1111(h)(1)(C)(x)]

EDN	FUND	PROG	PROG DESCRIPTION	ALL					SCHOOL LEVEL EXPENDED CENTRALLY
				SCHOOLS TOTAL	COMPLEX LEVEL	STATE LEVEL	HAWAII DOE TOTAL	% of FUND	
EDN200	GENERAL	16772	LEARNING TECHNOLOGY	-	-	975,299	975,299	0%	-
EDN150	GENERAL	38016	PLN-INCLUSIVE PRACTICES	-	939,799	-	939,799	0%	939,799
EDN300	GENERAL	33007	SUPERINTENDENT SUPPORT	-	-	925,597	925,597	0%	-
EDN100	GENERAL	27000	ATHLETICS-TRANSPORTATION	903,197	2,996	-	906,193	0%	2,996
EDN400	GENERAL	37330	TELECOMMUNICATION CHARGES FOR SCHOOLS	-	-	853,821	853,821	0%	853,821
EDN100	GENERAL	18869	OLOMANA YOUTH CENTER	827,344	-	-	827,344	0%	-
EDN200	GENERAL	25115	SABBATICAL LEAVE (CERTIFICATED)	47,679	-	774,320	821,998	0%	-
EDN300	GENERAL	34001	PROCUREMENT & CONTRACT SERVICES	-	-	814,946	814,946	0%	-
EDN100	GENERAL	16817	EARLY COLLEGE	808,673	-	-	808,673	0%	-
EDN400	GENERAL	37663	ENVIRONMENTAL SERVICES	-	-	804,782	804,782	0%	804,782
EDN400	GENERAL	33022	REPROGRAPHIC SERVICES	-	-	801,774	801,774	0%	801,774
EDN300	GENERAL	33656	INTERNAL AUDIT	-	-	774,821	774,821	0%	-
EDN150	GENERAL	25037	SPECIAL EDUCATION SERVICES	-	-	715,056	715,056	0%	715,056
EDN100	GENERAL	42107	WSF-ENABLING ACTIVITIES II	706,085	-	-	706,085	0%	-
EDN100	GENERAL	12665	SUBSTITUTE SECURITY ATTENDANTS	689,107	-	-	689,107	0%	-
EDN150	SPECIAL	18453	FEDERAL REVENUE MAXIMIZATION REVOLVING	-	-	684,509	684,509	0%	684,509
EDN100	GENERAL	16173	LAHAINALUNA BOARDING DEPT-GEN FUND	791	682,276	-	683,067	0%	682,276
EDN100	GENERAL	18863	HIGH CORE (STOREFRONT)	-	665,717	-	665,717	0%	665,717
EDN300	GENERAL	33079	POLICY, INNOVATION, PLANNING & EVAL	-	-	652,540	652,540	0%	-
EDN300	GENERAL	33025	FEDERAL COMPLIANCE & MGMT	-	-	651,948	651,948	0%	-
EDN200	GENERAL	25230	ELP STANDARDS/ASSESSMENTS IMPLEMENTATION	9	17,776	627,932	645,717	0%	-
EDN200	GENERAL	25759	HOMELESS CONCERNS	1,406	415,901	200,168	617,475	0%	-
EDN300	GENERAL	33027	COMMUNICATIONS & COMMUNITY AFFAIRS	-	-	610,045	610,045	0%	-
EDN200	GENERAL	25218	EDUCATOR EFFECTIVENESS SYSTEM	-	-	600,805	600,805	0%	-
EDN100	GENERAL	12666	HCPS-SCHOOL ACCOUNTABILITY	-	-	585,434	585,434	0%	585,434
EDN150	GENERAL	17746	ATTORNEY AND RELATED FEES	-	-	571,931	571,931	0%	571,931
EDN200	GENERAL	15497	ATHLETICS ADMINISTRATION	-	242,065	299,204	541,269	0%	-
EDN300	GENERAL	33034	TEACHER MENTOR PROGRAM	-	20,711	500,388	521,100	0%	-
EDN100	GENERAL	27300	ATHLETICS-GENDER EQUITY	515,451	-	-	515,451	0%	-
EDN300	GENERAL	33062	STUDENT INFORMATION SYSTEMS	-	-	494,753	494,753	0%	-
EDN100	GENERAL	16719	HEALTHY HAWAII INITIATIVE	114,279	721,598	(347,801)	488,076	0%	373,797
EDN300	GENERAL	33926	HUMAN RESOURCES	-	-	480,962	480,962	0%	-
EDN400	GENERAL	37299	SCHOOL CUSTODIAL CENTRALIZED SERVICES	179,652	246,684	41,779	468,115	0%	288,463
EDN400	GENERAL	37723	UTILITIES MANAGEMENT	-	-	456,804	456,804	0%	456,804
EDN300	GENERAL	47213	FISCAL SERVICES	-	-	443,220	443,220	0%	-
EDN100	GENERAL	12680	SUBSTITUTE HEALTH ASSISTANTS	59,586	-	325,728	385,314	0%	325,728
EDN400	GENERAL	37724	UTILITIES SUSTAINABILITY	-	-	383,908	383,908	0%	383,908
EDN200	GENERAL	25758	NATIONALLY BOARD CERTIFIED TEACHERS	-	-	381,136	381,136	0%	-
EDN100	GENERAL	25040	SCHOOL HEALTH ASSISTANT ADMINISTRATION	208	262,845	117,916	380,969	0%	380,761
EDN400	GENERAL	33009	SCHOOL FACILITY & SUPPORT SERVICES	-	-	373,322	373,322	0%	373,322
EDN100	GENERAL	12671	SUBSTITUTE EAS	6,540,812	158,391	(6,330,558)	368,645	0%	(6,172,167)
EDN150	GENERAL	15609	EDUCATIONAL INTERPRETERS	-	-	364,025	364,025	0%	364,025
EDN300	GENERAL	33829	CRIMINAL HISTORY RECORDS CHECK	-	-	348,563	348,563	0%	-
EDN200	GENERAL	25229	LEADERSHIP INSTITUTE	-	-	347,390	347,390	0%	-

**HAWAII DEPARTMENT OF EDUCATION  
PER-PUPIL EXPENDITURES (PPE) - STATE  
FISCAL YEAR 2017-2018 (JULY 1, 2017 - JUNE 30, 2018)**

The Every Student Succeeds Act (ESSA) was signed by President Obama on December 10, 2015, which reauthorized the Elementary and Secondary Education Act (ESEA) of 1965, the national education law. The ESSA implemented a per-pupil expenditure (PPE) reporting requirement:

*"Each State report card... shall include the following:... the per-pupil expenditures of Federal, State, and local funds, including actual personnel expenditures and actual nonpersonnel expenditures of Federal, State, and local funds, disaggregated by source of funds, for each local educational agency and each school in the State..."* [ESEA Sec. 1111(h)(1)(C)(x)]

EDN	FUND	PROG	PROG DESCRIPTION	ALL					SCHOOL LEVEL EXPENDED CENTRALLY
				SCHOOLS TOTAL	COMPLEX LEVEL	STATE LEVEL	HAWAII DOE TOTAL	% of FUND	
EDN100	GENERAL	12667	HCPS-STANDARDS RESOURCE DEVELOPMENT	-	-	346,018	346,018	0%	346,018
EDN300	GENERAL	33005	BOARD OF EDUCATION SUPPORT	-	-	345,591	345,591	0%	-
EDN300	GENERAL	33057	ENTERPRISE ARCHITECTURE	-	-	338,428	338,428	0%	-
EDN400	SPECIAL	37310	USE OF SCHOOL FACILITIES - COMPLEX	10,827	324,216	-	335,043	0%	324,216
EDN200	GENERAL	26604	TRAINING & DATA ACCOUNTABILITY	83,943	28,001	206,618	318,563	0%	-
EDN200	GENERAL	25023	INSTRUCT DEVELOP-ADMINISTRATIVE SERVICES	-	-	303,528	303,528	0%	-
EDN200	GENERAL	25254	ICAA ADJUSTMENT	-	302,020	-	302,020	0%	-
EDN200	GENERAL	25219	COORDINATED SUPPORT	-	-	299,330	299,330	0%	-
EDN200	GENERAL	15655	HAW CONTENT & PERFORM STAND-TRAINING	172	-	286,497	286,669	0%	-
EDN100	GENERAL	18205	HALE HO'OMALU	13,548	261,907	-	275,455	0%	261,907
EDN300	GENERAL	33035	TEACHER CERTIFICATION STIPEND PROG MOAS	-	-	270,000	270,000	0%	-
EDN100	GENERAL	16204	HOME/HOSPITAL INSTRUCTION	-	154,487	107,044	261,531	0%	261,531
EDN300	GENERAL	33063	COMMUNITY ENGAGEMENT	-	-	260,866	260,866	0%	-
EDN150	GENERAL	15687	TARGETED TECHNICAL ASSISTANCE	-	-	254,490	254,490	0%	254,490
EDN150	GENERAL	15685	INTEGRATED SPECIAL EDUCATION DATABASE	-	-	241,711	241,711	0%	241,711
EDN700	GENERAL	10304	EOEL - GENERAL FUNDS	-	-	240,662	240,662	0%	240,662
EDN400	GENERAL	37933	TEACHER HOUSING	-	-	235,688	235,688	0%	235,688
EDN100	SPECIAL	16348	OTHER EDUCATIONAL PROGRAMS	232,359	-	-	232,359	0%	-
EDN300	GENERAL	33072	STRATEGY, INNOVATION & PERFORMANCE	-	-	229,591	229,591	0%	-
EDN100	SPECIAL	12616	REACH MOA	225,649	-	-	225,649	0%	-
EDN200	SPECIAL	25322	ART IN PUBLIC PLACES	-	-	221,227	221,227	0%	-
EDN100	GENERAL	42110	WSF-ENABLING ACTIVITIES V	217,085	-	-	217,085	0%	-
EDN300	GENERAL	33016	CORPORATE & COMMUNITY PARTNERSHIPS	-	-	217,021	217,021	0%	-
EDN100	DOD	19075	DOD-MILITARY LIAISON 810	2,701	-	212,054	214,756	0%	212,054
EDN400	SPECIAL	37312	USE OF SCHOOL FACILITIES - TELECOM	152,880	55,978	-	208,858	0%	55,978
EDN400	GENERAL	37725	UTILITIES OPERATIONS & MAINTENANCE	-	-	206,396	206,396	0%	206,396
EDN200	GENERAL	25912	ADVANCE TECH RESEARCH-ADMIN	-	-	191,224	191,224	0%	-
EDN200	GENERAL	25221	DECLINING BALANCE DEBIT CARD PILOT PROJ	191,037	-	-	191,037	0%	-
EDN100	GENERAL	12669	SUB EOS AND RECALL DUTY PREMIUM	167,869	11,428	8,917	188,214	0%	20,345
EDN200	GENERAL	25045	STUDENT SUPPORT SERVICES-ADMIN	2,471	-	180,056	182,527	0%	-
EDN100	GENERAL	27043	STUDENT TRAVEL PROGRAM	82,480	97,145	-	179,625	0%	97,145
---	GENERAL	47224	ACT 151/16 TRNING & DATA ACCOUNTABILITY	4,430	-	169,047	173,477	0%	169,047
EDN200	GENERAL	25050	HAWAII TEACHER STANDARD BOARD-GEN FUND	-	-	167,905	167,905	0%	-
EDN100	GENERAL	42109	WSF-ENABLING ACTIVITIES IV	164,190	-	-	164,190	0%	-
EDN150	GENERAL	15196	SPED INDUCTION & MENTORING	-	-	163,134	163,134	0%	163,134
EDN300	GENERAL	33017	ADVISORY SERVICES	-	-	160,700	160,700	0%	-
EDN400	SPECIAL	37311	CENTRAL SVC EXP (S325E) (OFS USE ONLY)	-	159,451	-	159,451	0%	159,451
EDN300	GENERAL	33719	SERVICES AND MERIT AWARDS	-	-	153,627	153,627	0%	-
---	GENERAL	47211	ACT 206/14 TRNING&DATA ACCOUNTABILITY	-	-	151,062	151,062	0%	151,062
EDN200	GENERAL	25035	CMLPX BASED STEM WRKFORCE DEV PILOT PROJ	-	148,700	-	148,700	0%	-
EDN300	GENERAL	33880	ECSSS	-	-	147,477	147,477	0%	-
EDN100	GENERAL	16403	NIIHAU SCHOOL	147,400	-	-	147,400	0%	-
---	SPECIAL	15109	REIMB FOR LOST CURRICULAR MATERIALS	137,985	-	-	137,985	0%	-
EDN400	GENERAL	35181	HCNP MAINTENANCE OF EFFORT FY18	-	-	133,680	133,680	0%	133,680

**HAWAII DEPARTMENT OF EDUCATION  
PER-PUPIL EXPENDITURES (PPE) - STATE  
FISCAL YEAR 2017-2018 (JULY 1, 2017 - JUNE 30, 2018)**

The Every Student Succeeds Act (ESSA) was signed by President Obama on December 10, 2015, which reauthorized the Elementary and Secondary Education Act (ESEA) of 1965, the national education law. The ESSA implemented a per-pupil expenditure (PPE) reporting requirement:

*"Each State report card... shall include the following... the per-pupil expenditures of Federal, State, and local funds, including actual personnel expenditures and actual nonpersonnel expenditures of Federal, State, and local funds, disaggregated by source of funds, for each local educational agency and each school in the State..."* [ESEA Sec. 1111(h)(1)(C)(x)]

EDN	FUND	PROG	PROG DESCRIPTION	ALL					SCHOOL LEVEL EXPENDED CENTRALLY
				SCHOOLS TOTAL	COMPLEX LEVEL	STATE LEVEL	HAWAII DOE TOTAL	% of FUND	
EDN400	GENERAL	37722	UTILITIES EFFICIENCY	-	-	128,494	128,494	0%	128,494
EDN100	IMPACT AID	19979	IMPACT AID-SUPPORT TO SCHOOLS	116,549	-	-	116,549	0%	-
EDN200	GENERAL	25225	SCHOOL HEALTH ADMINISTRATION	-	-	115,758	115,758	0%	-
EDN100	GENERAL	12617	EMERGENCIES & NATURAL DISASTERS	83,281	29,757	-	113,038	0%	29,757
EDN100	DOD	19014	DOD-BEST PRACTICES	811	4,326	106,927	112,064	0%	111,254
EDN100	GENERAL	27042	STUDENT CONFERENCE	-	-	111,551	111,551	0%	111,551
EDN100	GENERAL	12658	SUBSTITUTE SYSTEM	-	-	110,980	110,980	0%	110,980
EDN100	GENERAL	23026	ADVANCED PLACEMENT (AP) INCENTIVE	-	-	110,431	110,431	0%	110,431
EDN100	GENERAL	18928	RESOURCE DEVELOPMENT-GRANTS/APPS	-	55,000	53,492	108,492	0%	108,492
EDN100	DOD	19015	DOD-LITIGATION RELATED	-	-	103,422	103,422	0%	103,422
EDN200	GENERAL	28177	CSSS SUPPORT SYSTEM	-	-	101,261	101,261	0%	-
EDN100	SPECIAL	23061	UNEMPLOYMENT INSURANCE-INTERDEPT TRF	-	-	100,528	100,528	0%	100,528
EDN200	GENERAL	25233	SCH IMPROV/COMM LEADERSHIP GRP-ADMIN	-	-	97,741	97,741	0%	-
EDN400	GENERAL	37721	ATHLETIC TRAVEL TO/FROM MOLOKAI & HANA	95,170	-	-	95,170	0%	-
---	GENERAL	15125	BLOOD PATHOGEN CONTROL	-	-	90,922	90,922	0%	90,922
EDN150	GENERAL	17712	SPECIAL OLYMPICS	-	-	87,055	87,055	0%	87,055
EDN300	GENERAL	33001	DUPLICATING SERVICES	-	-	85,337	85,337	0%	-
EDN100	GENERAL	16723	E-SCHOOL	-	-	83,868	83,868	0%	83,868
EDN150	SPECIAL	46428	ACT 276/07 HUMAN RESOURCES STIPEND PROG	-	-	61,744	61,744	0%	61,744
EDN100	GENERAL	42126	WSF-AT RISK PROGRAMS	58,443	-	-	58,443	0%	-
EDN100	FEDERAL	18934	INDIRECT COST CLEARING ACCOUNT	-	-	58,312	58,312	0%	58,312
---	GENERAL	47260	ACT 164/17 PVT TRD, VOC & TCH SCH LIC GF	-	-	54,000	54,000	0%	54,000
EDN200	GENERAL	25084	ACCESS LEARNING/TECHNOLOGY INTEGRATION	52,766	-	-	52,766	0%	-
EDN100	GENERAL	42114	WSF-PROTOCOL FUND	51,195	-	-	51,195	0%	-
EDN100	GENERAL	12644	RES FOR NEW FACILITIES - SCHOOL ADMIN	47,432	-	-	47,432	0%	-
EDN100	GENERAL	27900	ATHLETICS-TRANSPORTATION MAUI	46,200	-	-	46,200	0%	-
EDN150	GENERAL	15197	SPED SPECIAL DAY PROGRAM	-	-	45,570	45,570	0%	45,570
EDN150	GENERAL	17708	TRANSITION SERVICES (STATE OFFICE POS)	-	-	43,717	43,717	0%	43,717
EDN300	GENERAL	33122	PARA-EDUCATOR TRAINING PROGRAM	-	-	38,991	38,991	0%	-
EDN300	GENERAL	15689	RECRUITMENT AND RETENTION INCENTIVE	-	-	38,000	38,000	0%	-
EDN200	GENERAL	25030	MALAMA HONUA - LEARNERS PATHWAY	-	-	35,000	35,000	0%	-
EDN300	GENERAL	33033	MILITARY INTERSTATE COMPACT	-	-	24,679	24,679	0%	-
EDN100	GENERAL	12675	SUPERINTENDENT'S POSITION RESERVE	13,544	-	6,930	20,474	0%	6,930
EDN100	GENERAL	16791	CHALLENGER CENTER	-	282,895	(264,241)	18,654	0%	18,654
EDN100	GENERAL	12646	RES FOR NEW FACILITIES - SUPPORT SVCS	18,477	-	-	18,477	0%	-
EDN150	GENERAL	28183	MEDICAID REIMBURSEMENT	-	-	15,809	15,809	0%	15,809
EDN100	GENERAL	17229	VOC REHAB - WORK STUDY CONTRACT W/DHS	82,590	-	(67,105)	15,485	0%	(67,105)
EDN100	GENERAL	42122	WSF-BUY BACK SKILLS USA	-	-	14,647	14,647	0%	14,647
EDN400	SPECIAL	35317	FFVP-SFSB FY17	2,342	-	11,908	14,249	0%	11,908
EDN100	GENERAL	12643	RES FOR NEW FACILITIES - SPEC ED	12,753	-	-	12,753	0%	-
EDN100	DOD	19073	DOD-SCHOOL FACILITIES MAINTENANCE	-	-	12,221	12,221	0%	12,221
EDN200	GENERAL	25020	EMPLOYEE PERFORMANCE MANAGEMENT	-	-	12,013	12,013	0%	-
EDN100	GENERAL	42127	CAREER AND TECHNICAL STUDENT ORGS	4,325	-	7,463	11,788	0%	7,463
EDN100	DOD	19013	DOD-EMPLOYEE/SCHOOL RECOGNITION FY05	142	-	11,187	11,329	0%	11,187

**HAWAII DEPARTMENT OF EDUCATION  
PER-PUPIL EXPENDITURES (PPE) - STATE  
FISCAL YEAR 2017-2018 (JULY 1, 2017 - JUNE 30, 2018)**

The Every Student Succeeds Act (ESSA) was signed by President Obama on December 10, 2015, which reauthorized the Elementary and Secondary Education Act (ESEA) of 1965, the national education law. The ESSA implemented a per-pupil expenditure (PPE) reporting requirement:

"Each State report card... shall include the following:... the per-pupil expenditures of Federal, State, and local funds, including actual personnel expenditures and actual nonpersonnel expenditures of Federal, State, and local funds, disaggregated by source of funds, for each local educational agency and each school in the State..." [ESEA Sec. 1111(h)(1)(C)(x)]

EDN	FUND	PROG	PROG DESCRIPTION	ALL					SCHOOL LEVEL EXPENDED CENTRALLY
				SCHOOLS TOTAL	COMPLEX LEVEL	STATE LEVEL	HAWAII DOE TOTAL	% of FUND	
EDN100	GENERAL	27036	STATE/DISTRICT STUDENT COUNCIL	-	-	11,162	11,162	0%	11,162
EDN100	GENERAL	12645	RES FOR NEW FACILITIES - SCHOOL LIBR	10,920	-	-	10,920	0%	-
EDN100	SPECIAL	16347	TWILIGHT SCHOOL	9,196	-	-	9,196	0%	-
EDN100	GENERAL	42125	WSF-BUY BACK HOSA	-	-	8,037	8,037	0%	8,037
EDN100	GENERAL	42124	WSF-BUY BACK FCCLA	-	-	7,371	7,371	0%	7,371
EDN100	GENERAL	42121	WSF-BUY BACK DECA	1,185	-	6,160	7,345	0%	6,160
EDN200	GENERAL	25244	ICAA-PROTOCOL	-	6,801	-	6,801	0%	-
EDN400	GENERAL	18459	SCHOOL-LEVEL MINOR R&M SPECIAL FUND	-	-	6,633	6,633	0%	6,633
EDN200	GENERAL	38021	CAST - COMMON CORE	-	-	6,268	6,268	0%	-
EDN100	GENERAL	42111	WSF-ENABLING ACTIVITIES VI	5,353	-	-	5,353	0%	-
EDN300	GENERAL	33224	PROTOCOL FUND-STATE ADMINISTRATION	-	-	4,561	4,561	0%	-
EDN100	GENERAL	42123	WSF-BUY BACK FFA	-	-	3,348	3,348	0%	3,348
EDN100	GENERAL	12642	RES FOR NEW FACILITIES - REG INSTR	2,533	-	-	2,533	0%	-
EDN100	DOD	19011	DOD-MILITARY LIAISON FY05	50	1,000	349	1,399	0%	1,349
EDN300	GENERAL	33790	PROTOCOL FUND	-	-	1,238	1,238	0%	-
EDN150	GENERAL	17049	SPECIAL EDUCATION TO AGE 22	-	558	-	558	0%	558
EDN100	SPECIAL	16349	INTERSESSION PROGRAMS	463	-	-	463	0%	-
---	SPECIAL	15107	LOST CURRICULAR MAT-CENTRAL SVCS ASSESS	159	-	-	159	0%	-
EDN100	SPECIAL	16903	LAHAINALUNA BOARDING DEPT-SPECIAL FUND	-	7	-	7	0%	7
EDN100	GENERAL	16716	FFA PROJECTS-DLIR	12,800	-	(13,451)	(651)	0%	(13,451)
EDN400	GENERAL	37325	TELEPHONE CENTRALIZED SERVICES	2,065	-	(8,345)	(6,280)	0%	(8,345)
---	GENERAL	00030	ADJUSTMENT ACCOUNT (G030E)	-	-	(13,319)	(13,319)	0%	(13,319)
---	GENERAL	00040	ADJUSTMENT ACCOUNT (G040E)	-	-	(67,407)	(67,407)	0%	(67,407)
---	GENERAL	00015	ADJUSTMENT ACCOUNT (G015E)	-	-	(71,826)	(71,826)	0%	(71,826)
---	GENERAL	00020	ADJUSTMENT ACCOUNT (G020E)	-	-	(74,258)	(74,258)	0%	(74,258)
---	GENERAL	00010	ADJUSTMENT ACCOUNT (G010E)	-	-	(529,869)	(529,869)	0%	(529,869)
<b>STATE &amp; LOCAL FUNDS</b>				<b>1,214,232,402</b>	<b>132,724,377</b>	<b>309,572,773</b>	<b>1,656,529,552</b>	<b>100%</b>	<b>340,934,944</b>
<b>STATE &amp; LOCAL FUNDS (%)</b>				<b>73%</b>	<b>8%</b>	<b>19%</b>	<b>100%</b>		
<b>ADJUSTMENT: SCHOOL LEVEL EXPENDED CENTRALLY</b>				<b>340,934,944</b>	<b>(109,270,948)</b>	<b>(231,663,996)</b>	<b>-</b>		
<b>STATE &amp; LOCAL FUNDS - ADJUSTED</b>				<b>1,555,167,346</b>	<b>23,453,429</b>	<b>77,908,777</b>	<b>1,656,529,552</b>		
<b>STATE &amp; LOCAL FUNDS - ADJUSTED (%)</b>				<b>94%</b>	<b>1%</b>	<b>5%</b>	<b>100%</b>		



**HAWAII DEPARTMENT OF EDUCATION  
PER-PUPIL EXPENDITURES (PPE) - STATE  
FISCAL YEAR 2017-2018 (JULY 1, 2017 - JUNE 30, 2018)**

The Every Student Succeeds Act (ESSA) was signed by President Obama on December 10, 2015, which reauthorized the Elementary and Secondary Education Act (ESEA) of 1965, the national education law. The ESSA implemented a per-pupil expenditure (PPE) reporting requirement:

"Each State report card... shall include the following:... the per-pupil expenditures of Federal, State, and local funds, including actual personnel expenditures and actual nonpersonnel expenditures of Federal, State, and local funds, disaggregated by source of funds, for each local educational agency and each school in the State..." [ESEA Sec. 1111(h)(1)(C)(x)]

EDN	FUND	PROG	PROG DESCRIPTION	ALL					% of FUND	SCHOOL LEVEL EXPENDED CENTRALLY
				SCHOOLS TOTAL	COMPLEX LEVEL	STATE LEVEL	HAWAII DOE TOTAL			
<b>FEDERAL FUNDS</b>										
EDN400	FEDERAL	35913	SCH PRGM FOOD SERVICES	37,084,223	3,452	16,997,860	54,085,534	22%	17,001,311	
EDN100	FEDERAL	18902	ESSA TITLE I LEA GRANT-SCHOOLS I	33,188,424	109,049	400	33,297,873	14%	109,449	
EDN150	FEDERAL	17929	TITLE VIB SPECIAL ED-PROJECT I	8,399,356	20,691,447	1,933,420	31,024,223	13%	22,624,867	
EDN400	GENERAL	35163	FOOD SERVICES-GENERAL FUND	18,702,306	-	11,215,050	29,917,356	12%	11,215,050	
EDN400	SPECIAL	35304	FOOD SERVICES-SPECIAL FUND	51,392,976	221	(26,611,797)	24,781,400	10%	(26,611,576)	
EDN150	FEDERAL	17930	TITLE VIB SPECIAL ED-PROJECT II	236,796	7,644,331	241,246	8,122,372	3%	7,885,576	
EDN100	FEDERAL	18050	ESSA 21ST CCCL FORMULA	1,406,682	3,620,561	1,981,456	7,008,698	3%	5,602,016	
EDN100	FEDERAL	20699	ESSA TITLE IIA CONSOLIDATED PROGRAMS	1,095	4,216,025	2,208,833	6,425,953	3%	6,424,858	
EDN100	FEDERAL	18055	ESSA ASSESSMENT	-	-	5,264,457	5,264,457	2%	5,264,457	
EDN100	FEDERAL	18085	ESSA TITLE III LANGUAGE INSTRUCTION	1,153,686	1,650,889	1,232,956	4,037,530	2%	2,883,844	
EDN100	FEDERAL	20697	ESSA TITLE IIA PROF DEV	799,566	2,079,166	257,152	3,135,884	1%	2,336,319	
EDN100	FEDERAL	52002	ESSA TITLE I LEA-TRAN & SUPP ED SVC	2,203,045	387,516	(6,754)	2,583,807	1%	380,762	
EDN100	FEDERAL	18911	ESSA TITLE I CENTRALIZED LEA	-	-	2,348,296	2,348,296	1%	2,348,296	
EDN100	FEDERAL	20761	ESSA TITLE IV/TITLE IIA TRANSFERABILITY	-	-	1,940,000	1,940,000	1%	1,940,000	
EDN100	FEDERAL	20698	ESSA TITLE IIA SUPPORT NEW TCHR & PRIN	245,794	705,008	947,824	1,898,626	1%	1,652,832	
---	FEDERAL	13024	MIDDLE SCHOOL UPLINK-DHS FY18	1,722,772	-	109,857	1,832,628	1%	109,857	
EDN100	FEDERAL	52003	ESSA TITLE I LEA GRANT-CA INITIATIVES	409,416	785,057	619,855	1,814,328	1%	1,404,912	
EDN100	FEDERAL	18905	ESSA TITLE I LEA GRANT-INDIRECT COST	-	-	1,792,694	1,792,694	1%	1,792,694	
---	FEDERAL	13173	DHHS-PROJECT HI AWARE	46,043	766,390	747,427	1,559,860	1%	1,513,817	
EDN100	FEDERAL	15748	VOC ED-PROGRAM IMPROVEMENT FY18	1,354,191	61,295	130,767	1,546,254	1%	192,062	
EDN300	FEDERAL	33138	HAWAII DATA EXCHANGE PARTNERSHIP FY16	-	-	1,502,014	1,502,014	1%	-	
EDN400	SPECIAL	35318	FFVP-SFSB FY18	44,377	-	1,312,538	1,356,915	1%	1,312,538	
EDN100	FEDERAL	20659	ESSA TITLE IIA PROF DEV-OCISS	125,311	8,313	1,126,741	1,260,365	1%	1,135,055	
EDN150	FEDERAL	25950	TITLE VIB-SEA ACTIVITIES	-	23,528	1,161,357	1,184,885	0%	1,184,885	
---	FEDERAL	13022	MIDDLE SCHOOL UPLINK-DHS FY17	1,048,205	-	-	1,048,205	0%	-	
EDN100	FEDERAL	18927	ESSA TITLE I LEA GRT-SCHOOL IMPROVEMENT	560,534	320,893	78,774	960,200	0%	399,667	
EDN100	FEDERAL	17790	ESSA MIGRANT EDUCATION	505,190	-	377,967	883,157	0%	377,967	
EDN150	FEDERAL	17040	SPECIAL ED PRE-SCHOOL GRANT	85,667	682,982	74,005	842,654	0%	756,988	
EDN100	FEDERAL	15796	VOC ED-PROGRAM IMPROVEMENT FY17	588,028	16,877	134,937	739,842	0%	151,814	
EDN100	FEDERAL	18034	NCLB-SUPPLEMENTAL SIG-DOLE MIDDLE	719,897	-	-	719,897	0%	-	
EDN100	FEDERAL	18090	NCLB-SDFSC-PROJECT HI AWARE SCT	-	561,334	69,209	630,543	0%	630,543	
EDN400	FEDERAL	36604	USDA STATE ADMIN EXPENSE FY18	-	-	603,726	603,726	0%	603,726	
EDN100	FEDERAL	19077	DOD-EA-COMPREHENSIVE STEM FY16	-	540,591	-	540,591	0%	540,591	
EDN100	FEDERAL	18937	ESSA TITLE I LEA GRANT-PRIVATE SCHOOLS	-	-	529,486	529,486	0%	529,486	
EDN400	GENERAL	35161	FOOD SERVICE ADMINISTRATION	-	-	508,004	508,004	0%	508,004	
EDN100	FEDERAL	18941	INDIRECT COST-VACATION PAYOUT	143,622	62,284	248,728	454,635	0%	311,012	
EDN150	FEDERAL	17934	TITLE VIB SPECIAL ED-PROJECT VI	-	-	423,903	423,903	0%	423,903	
EDN400	FEDERAL	36504	USDA STATE ADMIN EXPENSE FY17	-	-	419,038	419,038	0%	419,038	
EDN100	FEDERAL	18935	ESSA TITLE I LEA GRANT-PARENT ENGAGEMENT	412,762	208	(112)	412,858	0%	96	
EDN100	FEDERAL	18015	NCLB-SUPPLEMENTAL SIG FY16	404,485	-	6,194	410,679	0%	6,194	
EDN100	FEDERAL	90002	ESSA - TITLE I LEA GRANTS ADMIN	-	-	408,220	408,220	0%	408,220	
EDN100	FEDERAL	16159	ESSA MATH & SCIENCE PARTNERSHIP FY17	115,103	-	260,243	375,346	0%	260,243	

**HAWAII DEPARTMENT OF EDUCATION  
PER-PUPIL EXPENDITURES (PPE) - STATE  
FISCAL YEAR 2017-2018 (JULY 1, 2017 - JUNE 30, 2018)**

The Every Student Succeeds Act (ESSA) was signed by President Obama on December 10, 2015, which reauthorized the Elementary and Secondary Education Act (ESEA) of 1965, the national education law. The ESSA implemented a per-pupil expenditure (PPE) reporting requirement:

*"Each State report card... shall include the following:... the per-pupil expenditures of Federal, State, and local funds, including actual personnel expenditures and actual nonpersonnel expenditures of Federal, State, and local funds, disaggregated by source of funds, for each local educational agency and each school in the State..."* [ESEA Sec. 1111(h)(1)(C)(x)]

EDN	FUND	PROG	PROG DESCRIPTION	ALL					SCHOOL LEVEL EXPENDED CENTRALLY
				SCHOOLS TOTAL	COMPLEX LEVEL	STATE LEVEL	HAWAII DOE TOTAL	% of FUND	
---	FEDERAL	17921	GEAR UP PROGRAM FY18	28,530	-	336,208	364,737	0%	336,208
EDN400	FEDERAL	35888	ADMIN REVIEW & TRAINING FY12	-	-	352,722	352,722	0%	352,722
EDN100	FEDERAL	19078	DOD-EA-READYING RADFORD COMPLEX FY16	4,704	288,723	-	293,427	0%	288,723
EDN100	FEDERAL	19062	DOD-FED CONNECTED STUDENT INCENTIVE	283,471	-	-	283,471	0%	-
EDN150	FEDERAL	17932	TITLE VIB SPECIAL ED-PROJECT IV	-	-	253,036	253,036	0%	253,036
EDN150	FEDERAL	17933	TITLE VIB PVT SCH PARTICIPATION PROJECT	864	214,847	-	215,712	0%	214,847
EDN150	FEDERAL	19074	DOD-EA-SUPPORTING ALL OUR STUDENTS	105,509	108,823	-	214,332	0%	108,823
EDN100	FEDERAL	19084	DOD-EA-VISIBLE LEARNING FY17	-	193,761	-	193,761	0%	193,761
---	FEDERAL	13100	NATIVE HAWAIIAN PIHANA HOU-UH FY15	60,999	-	124,621	185,620	0%	124,621
EDN100	FEDERAL	19085	DOD-EA-LEILEHUA COMPLEX FY17	46,676	137,042	-	183,718	0%	137,042
EDN100	FEDERAL	18936	ESSA TITLE I LEA GRANT-RESOURCE TEACHERS	-	-	181,680	181,680	0%	181,680
EDN100	FEDERAL	52001	ESSA TITLE I LEA-HOMELESS CHILDREN	160,448	2,349	18,418	181,214	0%	20,766
EDN150	FEDERAL	17931	TITLE VIB SPECIAL ED-PROJECT III	-	-	154,166	154,166	0%	154,166
---	FEDERAL	13013	TEEN PARENT CHILD CARE CENTER-DHS FY18	153,887	-	-	153,887	0%	-
EDN150	FEDERAL	17936	TITLE VIB POOKELA PROJECT	104,943	-	39,739	144,683	0%	39,739
EDN100	FEDERAL	19061	DOD-SURVEY CARD INCENTIVE	143,429	-	-	143,429	0%	-
EDN150	FEDERAL	25946	EDUCATION FOR THE DISABLED-ADMIN	-	-	137,388	137,388	0%	137,388
EDN100	FEDERAL	18060	ESSA 21ST CCLC FORMULA-SEA ACTIVITIES	-	-	137,332	137,332	0%	137,332
EDN100	FEDERAL	18016	NCLB-SUPPLEMENTAL SIG FY17	131,484	-	-	131,484	0%	-
EDN200	FEDERAL	17953	AAPI ELL DATA OUTCOMES/IMPROV GRANT	-	-	128,390	128,390	0%	-
EDN100	FEDERAL	18087	ESSA TITLE III CENTRALIZED LEA	-	-	128,268	128,268	0%	128,268
EDN100	FEDERAL	16156	NCLB MATH & SCIENCE PARTNERSHIP FY16	9,527	-	100,882	110,409	0%	100,882
---	FEDERAL	13176	HEAD START COLLABORATION GRANT-DHHS	-	-	106,368	106,368	0%	106,368
EDN100	FEDERAL	20645	ESSA TITLE I NEGL/DELQ-PUBLIC SAFETY	-	-	104,739	104,739	0%	104,739
EDN400	FEDERAL	36605	CACFP AUDIT FY18	-	-	102,532	102,532	0%	102,532
EDN100	FEDERAL	15793	VOC ED-PROGRAM IMPROVEMENT FY16	21,927	2,919	69,534	94,380	0%	72,453
EDN100	FEDERAL	18938	ESSA TITLE I LEA GRANT-LEA PARENT	555	1,549	89,334	91,438	0%	90,884
EDN100	FEDERAL	90040	ESSA - AFTER SCHOOL LRNG CENTER ADMIN	-	-	91,339	91,339	0%	91,339
EDN100	FEDERAL	15798	VOC ED-STATE LEADERSHIP FY17	16,914	347	65,433	82,694	0%	65,780
EDN100	FEDERAL	20658	ESSA TITLE III ED EFFECTIVENESS SYSTEM	38,329	32,650	9,169	80,148	0%	41,819
EDN100	FEDERAL	17795	ESSA - MEP CONSORTIUM INCENTIVE GRANTS	5,502	-	73,431	78,934	0%	73,431
EDN100	FEDERAL	20642	ESSA TITLE I NEGL/DELQ-LOMANA SCHOOL	71,579	-	1,438	73,017	0%	1,438
EDN100	FEDERAL	15795	VOC ED-STATE LEADERSHIP FY16	-	-	72,944	72,944	0%	72,944
EDN100	FEDERAL	13175	DHHS-YOUTH RISK BEHAVIOR SURVEY FY14	-	-	69,814	69,814	0%	69,814
---	FEDERAL	17920	GEAR UP PROGRAM FY17	26,865	-	40,853	67,718	0%	40,853
EDN400	FEDERAL	36505	CACFP AUDIT FY17	-	-	65,534	65,534	0%	65,534
EDN400	FEDERAL	36608	FFVP ADMIN FY18	-	-	64,358	64,358	0%	64,358
EDN100	FEDERAL	15797	VOC ED-STATE ADMINISTRATION FY17	-	-	61,451	61,451	0%	61,451
---	FEDERAL	13051	NATIVE HAWAIIAN MOHALA I KE AO-UH FY18	14,086	-	41,067	55,152	0%	41,067
EDN100	FEDERAL	18044	NCLB MSIX STATE DATA QUALITY GRANTS	-	-	45,856	45,856	0%	45,856
---	FEDERAL	17926	GEAR UP-HOLOMUA-LEEWARD COAST	21,920	13,717	-	35,637	0%	13,717
EDN400	FEDERAL	36508	FFVP ADMIN FY17	-	-	33,922	33,922	0%	33,922
EDN100	FEDERAL	17950	DOC-ENVIRONMENTAL STEWARDSHIP & PRESERV	32,864	-	-	32,864	0%	-
EDN100	FEDERAL	18086	ESSA TITLE III IMMIGRANT CHILD/YOUTH	10,078	19,028	-	29,106	0%	19,028

**HAWAII DEPARTMENT OF EDUCATION  
PER-PUPIL EXPENDITURES (PPE) - STATE  
FISCAL YEAR 2017-2018 (JULY 1, 2017 - JUNE 30, 2018)**

The Every Student Succeeds Act (ESSA) was signed by President Obama on December 10, 2015, which reauthorized the Elementary and Secondary Education Act (ESEA) of 1965, the national education law. The ESSA implemented a per-pupil expenditure (PPE) reporting requirement:

"Each State report card... shall include the following:... the per-pupil expenditures of Federal, State, and local funds, including actual personnel expenditures and actual nonpersonnel expenditures of Federal, State, and local funds, disaggregated by source of funds, for each local educational agency and each school in the State..." [ESEA Sec. 1111(h)(1)(C)(x)]

EDN	FUND	PROG	PROG DESCRIPTION	ALL					SCHOOL LEVEL EXPENDED CENTRALLY
				SCHOOLS TOTAL	COMPLEX LEVEL	STATE LEVEL	HAWAII DOE TOTAL	% of FUND	
EDN200	FEDERAL	17968	NAEP STATE COORDINATOR	-	-	28,155	28,155	0%	-
EDN100	FEDERAL	19070	DOD-ELI TRAVEL	11,364	12,410	-	23,773	0%	12,410
EDN100	FEDERAL	15794	VOC ED-STATE ADMINISTRATION FY16	-	-	22,716	22,716	0%	22,716
EDN100	FEDERAL	15749	VOC ED-STATE ADMINISTRATION FY18	-	-	17,735	17,735	0%	17,735
EDN100	FEDERAL	19086	DOD-EA-MCASP KAILUA INTER FY18	17,577	-	-	17,577	0%	-
EDN400	FEDERAL	36606	SFSP SAF STATE ADMIN FUND FY18	-	-	16,738	16,738	0%	16,738
EDN200	FEDERAL	25497	ED FOR HOMELESS CHILDREN & YOUTH	-	-	9,826	9,826	0%	-
EDN100	FEDERAL	20601	ESSA TITLE IIA ADMINISTRATION	-	-	9,739	9,739	0%	9,739
EDN100	FEDERAL	52004	ESSA TITLE I LEA GRANT-INNOVATION	8,721	-	-	8,721	0%	-
EDN300	FEDERAL	33114	COMMON CORE DATA SURVEY FY13	-	-	8,524	8,524	0%	-
EDN150	FEDERAL	17041	SPECIAL ED PRE-SCHOOL PVT SCH PART	-	4,056	3,930	7,986	0%	7,986
EDN100	FEDERAL	15750	VOC ED-STATE LEADERSHIP FY18	-	-	5,912	5,912	0%	5,912
EDN400	FEDERAL	36506	SFSP SAF STATE ADMIN FUND FY17	-	-	3,960	3,960	0%	3,960
EDN400	FEDERAL	36609	CN SCHOOL MEAL EQUIP ADMIN FY18	-	-	3,792	3,792	0%	3,792
EDN100	FEDERAL	20696	ESSA TITLE IIA ASSIST NHQT TO HQT	1,899	1,781	-	3,679	0%	1,781
EDN100	FEDERAL	90031	ESSA - NEGL & DELINQUENT TITLE 1 ADMIN	-	-	3,677	3,677	0%	3,677
EDN400	FEDERAL	36404	USDA STATE ADMIN EXPENSE FY16	-	-	3,484	3,484	0%	3,484
EDN300	FEDERAL	33119	COMMON CORE OF DATA SURVEY	-	-	3,476	3,476	0%	-
EDN100	FEDERAL	18907	ESSA TITLE I LEA GRANT-RESTRUCTURING	2,283	-	-	2,283	0%	-
---	FEDERAL	13005	MIDDLE SCHOOL UPLINK-DHS FY15	540	-	-	540	0%	-
EDN100	FEDERAL	15789	VOC ED-PROGRAM IMPROVEMENT FY15	150	-	-	150	0%	-
EDN100	FEDERAL	18903	ESSA TITLE I LEA GRANT-SCHOOLS II	0	-	-	0	0%	-
---	FEDERAL	13017	MIDDLE SCHOOL UPLINK-DHS FY16	(192)	-	-	(192)	0%	-
---	FEDERAL	13006	ADVANCED PLACEMENT FEE PAYMENT PROG FY15	(1,728)	-	-	(1,728)	0%	-
---	FEDERAL	13047	TEEN PARENT CHILD CARE CENTER-DHS FY16	(2,058)	-	-	(2,058)	0%	-
EDN100	FEDERAL	18062	NCLB - SUPPLEMENTAL SCH IMPROVE GRANT	(3,236)	-	-	(3,236)	0%	-
---	FEDERAL	17919	GEAR UP PROGRAM FY16	-	-	(8,135)	(8,135)	0%	(8,135)
EDN100	FEDERAL	18932	GRANT MANAGEMENT	-	-	(10,000)	(10,000)	0%	(10,000)
---	FEDERAL	13012	TEEN PARENT CHILD CARE CENTER-DHS FY17	(20,161)	-	-	(20,161)	0%	-
EDN100	FEDERAL	20602	ESSA TITLE IIA/TITLE IV TRANSFERABILITY	-	-	(1,940,000)	(1,940,000)	-1%	(1,940,000)
<b>FEDERAL FUNDS</b>				<b>164,609,801</b>	<b>45,971,417</b>	<b>34,081,461</b>	<b>244,662,679</b>	<b>100%</b>	<b>78,372,493</b>
<b>FEDERAL FUNDS (%)</b>				<b>67%</b>	<b>19%</b>	<b>14%</b>	<b>100%</b>		
<b>ADJUSTMENT: SCHOOL LEVEL EXPENDED CENTRALLY</b>				<b>78,372,493</b>	<b>(45,971,417)</b>	<b>(32,401,076)</b>	<b>-</b>		
<b>FEDERAL FUNDS - ADJUSTED</b>				<b>242,982,294</b>	<b>-</b>	<b>1,680,385</b>	<b>244,662,679</b>		
<b>FEDERAL FUNDS - ADJUSTED (%)</b>				<b>99%</b>	<b>0%</b>	<b>1%</b>	<b>100%</b>		
<b>TOTAL</b>				<b>1,378,842,203</b>	<b>178,695,794</b>	<b>343,654,234</b>	<b>1,901,192,231</b>		<b>419,307,437</b>
<b>TOTAL (%)</b>				<b>73%</b>	<b>9%</b>	<b>18%</b>	<b>100%</b>		
<b>ADJUSTMENT: SCHOOL LEVEL EXPENDED CENTRALLY</b>				<b>419,307,437</b>	<b>(155,242,365)</b>	<b>(264,065,072)</b>	<b>-</b>		
<b>TOTAL - ADJUSTED</b>				<b>1,798,149,640</b>	<b>23,453,429</b>	<b>79,589,162</b>	<b>1,901,192,231</b>		
<b>TOTAL - ADJUSTED (%)</b>				<b>95%</b>	<b>1%</b>	<b>4%</b>	<b>100%</b>		